

C.I. Autost./Speed Cup/Alfa Revival Cup

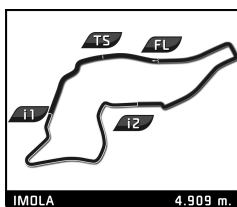
Gruppo Peroni Race 11-12.07.2020

Free Practice 2

Sector Analysis

— Invalidated Lap ■ Personal Best ■ Session Best B Crossing the finish line in the pit lane

| Lap | Time | Sector 1 | Sector 2 | Sector 3 | Kph | Elapsed | Lap | Time | Sector 1 | Sector 2 | Sector 3 | Kph | Elapsed | |
|------------|--|-----------------|---------------|---------------|-----------------|---------|-------------------------------------|--|-----------------|---------------|---------------|-----------------|-----------|-----------|
| 002 | Circolo della Biella 1.Romolo RAIMONDI | | | | | | Lotus Elite ido E - GT/1300 | 3 | 2:09.589 | 27.457 | 42.011 | 1:00.121 | 136.4 | 7:03.919 |
| | 1 | 3:40.512 | 1:23.928 | 58.480 | 1:18.104 | 76.3 | 3:40.512 | 4 | 5:37.046B | 28.445 | 42.720 | 4:25.881 | 52.4 | 12:40.965 |
| | 2 | 4:41.462B | 35.423 | 52.649 | 3:13.390 | 62.8 | 8:21.974 | 5 | 2:48.413 | 51.900 | 46.630 | 1:09.883 | 104.9 | 15:29.378 |
| | 3 | 9:15.023B | 59.085 | 1:06.018 | 7:09.920 | 31.8 | 17:36.997 | 6 | 2:18.204 | 30.328 | 44.710 | 1:03.166 | 127.9 | 17:47.582 |
| | 4 | 2:49.836 | 46.339 | 52.067 | 1:11.430 | 104.1 | 20:26.833 | 7 | 2:17.549 | 29.417 | 45.049 | 1:03.083 | 128.5 | 20:05.131 |
| 2 | SC. AB MOTORSPORT 1.Roberto LONARDI 2.Giorgio CORTELLAZZI | | | | | | A.R. Giulietta Ti ido E ? T/1300 | 8 | 2:17.222 | 29.770 | 44.127 | 1:03.325 | 128.8 | 22:22.353 |
| | 1 | 4:56.014 | 2:17.878 | 1:08.725 | 1:29.411 | 56.8 | 4:56.014 | 9 | 2:16.039 | 29.450 | 45.205 | 1:01.384 | 129.9 | 24:38.392 |
| | 2 | 5:29.718B | 41.888 | 1:01.759 | 3:46.071 | 53.6 | 10:25.732 | 10 | 2:20.650 | 28.937 | 45.039 | 1:06.674 | 125.6 | 26:59.042 |
| | 3 | 3:18.743 | 56.630 | 58.918 | 1:23.195 | 88.9 | 13:44.475 | Giulia Sprint GTV - Gr. 5 H2-Gr.5-1600 | | | | | | |
| | 4 | 3:03.642 | 39.911 | 59.771 | 1:23.960 | 96.2 | 16:48.117 | 1 | 4:06.530 | 1:57.220 | 54.221 | 1:15.089 | 68.2 | 4:06.530 |
| | 5 | 3:04.993 | 42.407 | 58.973 | 1:23.613 | 95.5 | 19:53.110 | 2 | 2:30.338 | 34.125 | 48.953 | 1:07.260 | 117.6 | 6:36.868 |
| 8 | A.R. 75 ? IC IMSA/2500 | | | | | | 3 | 2:29.243 | 32.322 | 48.817 | 1:08.104 | 118.4 | 9:06.111 | |
| | 1 | 4:45.945 | 3:00.854 | 44.795 | 1:00.296 | 58.8 | 4:45.945 | 4 | 2:24.710 | 31.305 | 46.462 | 1:06.943 | 122.1 | 11:30.821 |
| | 2 | 8:20.904B | 27.043 | 43.292 | 7:10.569 | 35.3 | 13:06.849 | 5 | 2:29.625 | 32.939 | 46.792 | 1:09.894 | 118.1 | 14:00.446 |
| 020 | Scuderia Vesuvio 1.Marco MILLA 2.Paolo Maria CHERSEVANI | | | | | | Giulietta Ti E-TC1300 | 6 | 4:11.192B | 33.550 | 46.592 | 2:51.050 | 70.4 | 18:11.638 |
| | 1 | 3:29.154 | 1:04.260 | 59.958 | 1:24.936 | 80.4 | 3:29.154 | 7 | 2:47.104 | 47.411 | 51.873 | 1:07.820 | 105.8 | 20:58.742 |
| | 2 | 2:59.799 | 38.356 | 57.549 | 1:23.894 | 98.3 | 6:28.953 | 8 | 2:27.663 | 32.555 | 46.785 | 1:08.323 | 119.7 | 23:26.405 |
| | 3 | 6:14.664B | 37.792 | 58.300 | 4:38.572 | 47.2 | 12:43.617 | 9 | 2:22.911 | 31.333 | 46.079 | 1:05.499 | 123.7 | 25:49.316 |
| | 4 | 3:29.145 | 1:00.414 | 1:00.948 | 1:27.783 | 84.5 | 16:12.762 | A.R. GT 1.3 o G1 ? TC/1300 | | | | | | |
| | 5 | 3:04.820 | 40.898 | 1:00.602 | 1:23.320 | 95.6 | 19:17.582 | 1 | 3:57.503 | 1:44.853 | 56.266 | 1:16.384 | 70.8 | 3:57.503 |
| | 6 | 3:07.836 | 40.650 | 1:00.096 | 1:27.090 | 94.1 | 22:25.418 | 2 | 2:44.796 | 36.732 | 54.099 | 1:13.965 | 107.2 | 6:42.299 |
| 27 | Giulietta Sprint GTA G2-TC1600 | | | | | | 3 | 2:40.555 | 35.207 | 51.806 | 1:13.542 | 110.1 | 9:22.854 | |
| | 1 | 3:40.962 | 1:40.237 | 52.692 | 1:08.033 | 76.1 | 3:40.962 | 4 | 2:41.640 | 35.769 | 51.971 | 1:13.900 | 109.3 | 12:04.494 |
| | 2 | 2:24.160 | 30.306 | 46.480 | 1:07.374 | 122.6 | 6:05.122 | 5 | 4:19.394B | 36.171 | 51.204 | 2:52.019 | 68.1 | 16:23.888 |
| | 3 | 2:23.003 | 31.297 | 45.677 | 1:06.029 | 123.6 | 8:28.125 | 6 | 2:54.905 | 50.896 | 51.339 | 1:12.670 | 101.0 | 19:18.793 |
| | 4 | 3:24.258B | 30.331 | 48.380 | 2:05.547 | 86.5 | 11:52.383 | 7 | 2:42.509 | 35.663 | 53.587 | 1:13.259 | 108.7 | 22:01.302 |
| | 5 | 2:33.069 | 42.765 | 45.745 | 1:04.559 | 115.5 | 14:25.452 | 8 | 2:37.979 | 35.183 | 50.466 | 1:12.330 | 111.9 | 24:39.281 |
| | 6 | 2:20.766 | 30.521 | 46.677 | 1:03.568 | 125.5 | 16:46.218 | 9 | 2:43.767 | 35.487 | 51.575 | 1:16.705 | 107.9 | 27:23.048 |
| | 7 | 2:19.872 | 30.542 | 45.534 | 1:03.796 | 126.3 | 19:06.090 | Scuderia Clemente Biondetti GT Veloce 2000 H1-T2000 | | | | | | |
| | 8 | 2:18.233 | 30.063 | 45.172 | 1:02.998 | 127.8 | 21:24.323 | 1 | 4:33.426 | 2:21.616 | 57.487 | 1:14.323 | 61.5 | 4:33.426 |
| | 9 | 2:18.438 | 29.828 | 45.285 | 1:03.325 | 127.7 | 23:42.761 | 2 | 2:34.994 | 34.493 | 50.793 | 1:09.708 | 114.0 | 7:08.420 |
| 39 | CIRCOLO DELLA BIELLA 1.Matteo PANINI 2.Andrea PERGREFFI | | | | | | Ginetta G12 3R ? GTP/1600 | 3 | 2:31.648 | 32.468 | 49.927 | 1:09.253 | 116.5 | 9:40.068 |
| | 1 | 2:40.911 | 52.512 | 46.285 | 1:02.114 | 104.5 | 2:40.911 | 4 | 2:31.498 | 32.802 | 49.352 | 1:09.344 | 116.7 | 12:11.566 |
| 43 | A.R. GT 1.3 o G1 ? TC/1300 | | | | | | 5 | 2:32.673 | 33.253 | 49.321 | 1:10.099 | 115.8 | 14:44.239 | |
| | 1 | 4:14.402 | 2:12.369 | 51.038 | 1:10.995 | 66.1 | 4:14.402 | 6 | 3:38.825B | 33.674 | 50.798 | 2:14.353 | 80.8 | 18:23.064 |
| | 2 | 2:27.465 | 31.432 | 48.637 | 1:07.396 | 119.8 | 6:41.867 | 7 | 3:01.046 | 50.304 | 54.174 | 1:16.568 | 97.6 | 21:24.110 |
| | 3 | 2:26.113 | 31.282 | 46.984 | 1:07.847 | 121.0 | 9:07.980 | 8 | 2:29.263 | 32.352 | 48.532 | 1:08.379 | 118.4 | 23:53.373 |
| | 4 | 2:23.630 | 30.866 | 46.799 | 1:05.965 | 123.0 | 11:31.610 | 9 | 2:31.029 | 32.416 | 49.095 | 1:09.518 | 117.0 | 26:24.402 |
| | 5 | 3:40.512B | 31.095 | 47.006 | 2:22.411 | 80.1 | 15:12.122 | Scuderia Clemente Biondetti GT Veloce 2000 H1-T2000 | | | | | | |
| | 6 | 2:41.318 | 46.439 | 48.076 | 1:06.803 | 109.6 | 17:53.440 | 1 | 4:14.402 | 2:12.369 | 51.038 | 1:10.995 | 66.1 | 4:14.402 |
| | 7 | 2:27.465 | 31.432 | 48.637 | 1:07.396 | 119.8 | 6:41.867 | 2 | 2:27.465 | 31.432 | 48.637 | 1:07.396 | 119.8 | 6:41.867 |
| | 8 | 2:26.113 | 31.282 | 46.984 | 1:07.847 | 121.0 | 9:07.980 | 3 | 2:26.113 | 31.282 | 46.984 | 1:07.847 | 121.0 | 9:07.980 |



C.I. Autost./Speed Cup/Alfa Revival Cup

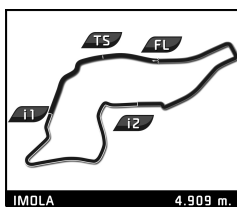
Gruppo Peroni Race 11-12.07.2020

Free Practice 2

Sector Analysis

— Invalidated Lap ■ Personal Best ■ Session Best B Crossing the finish line in the pit lane

| Lap | Time | Sector 1 | Sector 2 | Sector 3 | Kph | Elapsed | Lap | Time | Sector 1 | Sector 2 | Sector 3 | Kph | Elapsed |
|-----------|--|---------------|---------------|-----------------|-------|-----------|------------|--|---------------|-----------------|-----------------|-------|-----------|
| 7 | 2:27.160 | 31.072 | 48.109 | 1:07.979 | 120.1 | 20:20.600 | 6 | 2:47.984 | 56.377 | 47.037 | 1:04.570 | 105.2 | 16:54.764 |
| 8 | 2:24.431 | 31.148 | 46.814 | 1:06.469 | 122.4 | 22:45.031 | 7 | 2:16.909 | 29.414 | 44.299 | 1:03.196 | 129.1 | 19:11.673 |
| 69 | Gruppo Piloti Forlivesi 1.Umberto BARTOLUCCI GTV 2000 G2/H1-TC2000 | | | | | | 92 | GRT MOTORSPORT 1.Mario MONTANARO BMW 2002 2/H1 ? TC/2000 | | | | | |
| 1 | 3:49.455 | 1:41.226 | 54.061 | 1:14.168 | 73.3 | 3:49.455 | 1 | 4:27.962 | 1:41.686 | 1:11.795 | 1:34.481 | 62.8 | 4:27.962 |
| 2 | 2:28.036 | 32.156 | 48.213 | 1:07.667 | 119.4 | 6:17.491 | 2 | 3:25.386 | 46.902 | 1:05.472 | 1:33.012 | 86.0 | 7:53.348 |
| 71 | 1.Andrea GUARINO 2.Bruno FERRARI GT Veloce 2000 H1-T2000 | | | | | | 3 | 3:19.993 | 44.921 | 1:04.269 | 1:30.803 | 88.4 | 11:13.341 |
| 1 | 4:05.177 | 1:51.492 | 57.181 | 1:16.504 | 68.6 | 4:05.177 | 4 | 5:31.370 B | 44.351 | 1:06.352 | 3:40.667 | 53.3 | 16:44.711 |
| 2 | 2:43.494 | 35.738 | 53.873 | 1:13.883 | 108.1 | 6:48.671 | 5 | 3:43.749 | 1:05.644 | 1:05.244 | 1:32.861 | 79.0 | 20:28.460 |
| 3 | 2:40.129 | 34.963 | 52.763 | 1:12.403 | 110.4 | 9:28.800 | 6 | 3:23.744 | 45.846 | 1:07.399 | 1:30.499 | 86.7 | 23:52.204 |
| 4 | 2:41.394 | 35.081 | 54.636 | 1:11.677 | 109.5 | 12:10.194 | 7 | 3:37.308 | 55.006 | 1:11.707 | 1:30.595 | 81.3 | 27:29.512 |
| 5 | 2:38.246 | 34.353 | 52.145 | 1:11.748 | 111.7 | 14:48.440 | 94 | SC. TAZIO NUVOLARI 1.Gisberto CORAZZARI 2.Piero CORAZZARI Ford Escort MKI 2/H1 ? TC/2000 | | | | | |
| 6 | 4:26.783 B | 34.582 | 51.826 | 3:00.375 | 66.2 | 19:15.223 | 1 | 3:28.979 | 1:16.008 | 57.649 | 1:15.322 | 80.5 | 3:28.979 |
| 7 | 2:58.643 | 52.345 | 54.317 | 1:11.981 | 98.9 | 22:13.866 | 2 | 5:53.078 B | 35.048 | 50.140 | 4:27.890 | 50.1 | 9:22.057 |
| 72 | 1.Enrico GERARDI Ford Sierra Cosworth 2 ? A/oltre 2000 | | | | | | 3 | 2:37.643 | 49.196 | 44.533 | 1:03.914 | 112.1 | 11:59.700 |
| 1 | 3:50.464 | 1:39.389 | 55.256 | 1:15.819 | 73.0 | 3:50.464 | 97 | SC. VESUVIO 1. BLUEMAX 2.Fabio DE BEAUMONT A.R. GTAm 2/H1 ? TC/2000 | | | | | |
| 2 | 2:32.062 | 32.713 | 48.913 | 1:10.436 | 116.2 | 6:22.526 | 1 | 3:11.027 | 1:01.978 | 54.963 | 1:14.086 | 88.1 | 3:11.027 |
| 3 | 2:31.306 | 31.843 | 47.825 | 1:11.638 | 116.8 | 8:53.832 | 2 | 6:22.774 B | 35.369 | 55.848 | 4:51.557 | 46.2 | 9:33.801 |
| 4 | 2:25.742 | 30.769 | 48.357 | 1:06.616 | 121.3 | 11:19.574 | 3 | 2:55.729 | 50.810 | 51.604 | 1:13.315 | 100.6 | 12:29.530 |
| 5 | 2:24.548 | 31.010 | 47.445 | 1:06.093 | 122.3 | 13:44.122 | 98 | Ebitomors 1. WALTER BEN 2.Pietro SILVA GTAM G2/H1-TC2000 | | | | | |
| 6 | 2:23.596 | 31.180 | 45.947 | 1:06.469 | 123.1 | 16:07.718 | 1 | 3:00.643 | 47.372 | 58.701 | 1:14.570 | 93.1 | 3:00.643 |
| 7 | 2:23.924 | 30.822 | 47.166 | 1:05.936 | 122.8 | 18:31.642 | 2 | 2:30.949 | 33.954 | 48.536 | 1:08.459 | 117.1 | 5:31.592 |
| 8 | 2:25.296 | 30.668 | 47.702 | 1:06.926 | 121.6 | 20:56.938 | 3 | 2:28.824 | 34.252 | 47.551 | 1:07.021 | 118.7 | 8:00.416 |
| 9 | 2:22.697 | 31.209 | 46.074 | 1:05.414 | 123.8 | 23:19.635 | 4 | 2:25.597 | 32.218 | 47.079 | 1:06.300 | 121.4 | 10:26.013 |
| 10 | 2:21.153 | 30.364 | 45.769 | 1:05.020 | 125.2 | 25:40.788 | 5 | 2:29.744 | 31.705 | 47.820 | 1:10.219 | 118.0 | 12:55.757 |
| 85 | OKP Alfa Delta Racing Team 1.Peter BACHOFEN GTAM G2/H1-TC2000 | | | | | | 6 | 5:00.471 B | 34.160 | 51.911 | 3:34.400 | 58.8 | 17:56.228 |
| 1 | 2:30.894 | 37.522 | 47.756 | 1:05.616 | 111.5 | 2:30.894 | 7 | 3:05.020 | 58.142 | 54.585 | 1:12.293 | 95.5 | 21:01.248 |
| 2 | 2:22.024 | 30.376 | 47.303 | 1:04.345 | 124.4 | 4:52.918 | 8 | 2:29.921 | 31.829 | 48.412 | 1:09.680 | 117.9 | 23:31.169 |
| 3 | 2:20.413 | 30.629 | 45.874 | 1:03.910 | 125.9 | 7:13.331 | 9 | 2:25.920 | 31.312 | 48.188 | 1:06.420 | 121.1 | 25:57.089 |
| 4 | 5:35.223 B | 37.339 | 54.612 | 4:03.272 | 52.7 | 12:48.554 | 104 | 1.Giovanni PUTELLI Lotus Elan H1 ? GTS/1600 | | | | | |
| 5 | 2:47.926 | 54.067 | 47.165 | 1:06.694 | 105.2 | 15:36.480 | 1 | 3:57.726 | 1:43.137 | 1:00.646 | 1:13.943 | 70.8 | 3:57.726 |
| 6 | 2:19.677 | 30.222 | 44.729 | 1:04.726 | 126.5 | 17:56.157 | 2 | 2:36.930 | 35.291 | 51.889 | 1:09.750 | 112.6 | 6:34.656 |
| 7 | 2:20.913 | 29.998 | 45.777 | 1:05.138 | 125.4 | 20:17.070 | 3 | 4:53.214 B | 31.649 | 48.790 | 3:32.775 | 60.3 | 11:27.870 |
| 8 | 2:19.123 | 29.803 | 45.116 | 1:04.204 | 127.0 | 22:36.193 | 4 | 2:36.215 | 43.688 | 47.591 | 1:04.936 | 113.1 | 14:04.085 |
| 9 | 2:18.135 | 29.643 | 44.275 | 1:04.217 | 127.9 | 24:54.328 | 106 | Scuderia AB Motorsport 1.Giovanni SERIO 2.Francesco PANTALEO Giulia Sprint GTA - Gr.4 G2-GTS1600 | | | | | |
| 10 | 2:20.370 | 29.787 | 44.850 | 1:05.733 | 125.9 | 27:14.698 | 1 | 2:47.485 | 46.521 | 53.333 | 1:07.631 | 100.4 | 2:47.485 |
| 87 | Scuderia AB Motorsport 1.Davide BERTINELLI 2.Antonio CRESCENTI GTAM G2/H1-TC2000 | | | | | | 2 | 2:25.955 | 31.154 | 45.833 | 1:08.968 | 121.1 | 5:13.440 |
| 1 | 3:40.191 | 1:43.335 | 50.397 | 1:06.459 | 76.4 | 3:40.191 | 3 | 2:20.919 | 30.687 | 45.445 | 1:04.787 | 125.4 | 7:34.359 |
| 2 | 2:19.343 | 28.784 | 46.846 | 1:03.713 | 126.8 | 5:59.534 | | | | | | | |
| 3 | 2:16.515 | 28.432 | 44.120 | 1:03.963 | 129.5 | 8:16.049 | | | | | | | |
| 4 | 2:13.822 | 28.304 | 43.521 | 1:01.997 | 132.1 | 10:29.871 | | | | | | | |
| 5 | 3:36.909 B | 32.763 | 50.073 | 2:14.073 | 81.5 | 14:06.780 | | | | | | | |



C.I. Autost./Speed Cup/Alfa Revival Cup

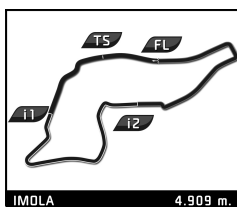
Gruppo Peroni Race 11-12.07.2020

Free Practice 2

Sector Analysis

— Invalidated Lap ■ Personal Best ■ Session Best B Crossing the finish line in the pit lane

| Lap | Time | Sector 1 | Sector 2 | Sector 3 | Kph | Elapsed | Lap | Time | Sector 1 | Sector 2 | Sector 3 | Kph | Elapsed |
|--|-----------------|---------------|---------------|-----------------|-------|-----------|--|-----------------|---------------|---------------|-----------------|-------|-----------|
| 4 | 2:19.899 | 30.754 | 45.276 | 1:03.869 | 126.3 | 9:54.258 | 10 | 2:15.361 | 28.184 | 43.826 | 1:03.351 | 130.6 | 26:51.018 |
| 5 | 2:16.557 | 29.790 | 43.885 | 1:02.882 | 129.4 | 12:10.815 | 138 1.Andrea TESSARO Fiat X1/9 H2/I ? SIL/1600 | | | | | | |
| 6 | 2:16.244 | 29.489 | 44.079 | 1:02.676 | 129.7 | 14:27.059 | 1 | 4:27.254 | 2:33.736 | 49.504 | 1:04.014 | 62.9 | 4:27.254 |
| 7 | 2:17.273 | 29.626 | 45.269 | 1:02.378 | 128.7 | 16:44.332 | 2 | 2:14.532 | 29.112 | 42.730 | 1:02.690 | 131.4 | 6:41.786 |
| 8 | 2:21.744 | 29.870 | 44.715 | 1:07.159 | 124.7 | 19:06.076 | 3 | 2:15.666 | 28.419 | 44.542 | 1:02.705 | 130.3 | 8:57.452 |
| 9 | 2:44.296 | 36.499 | 52.772 | 1:15.025 | 107.6 | 21:50.372 | 4 | 3:50.207 B | 28.138 | 45.514 | 2:36.555 | 76.8 | 12:47.659 |
| 107 AB MOTORSPORT Porsche 911 S H1 ? GTS/2000 1.Andrea DAMIANI 2.Renato BENSIGLIO | | | | | | | 5 | 2:39.284 | 49.190 | 43.943 | 1:06.151 | 110.9 | 15:26.943 |
| 1 | 4:04.285 | 1:55.280 | 55.004 | 1:14.001 | 68.9 | 4:04.285 | 6 | 2:10.120 | 28.573 | 41.686 | 59.861 | 135.8 | 17:37.063 |
| 2 | 2:29.987 | 31.403 | 49.690 | 1:08.894 | 117.8 | 6:34.272 | 7 | 2:12.236 | 29.911 | 42.246 | 1:00.079 | 133.6 | 19:49.299 |
| 3 | 2:26.667 | 31.672 | 47.947 | 1:07.048 | 120.5 | 9:00.939 | 8 | 2:10.692 | 28.267 | 41.799 | 1:00.626 | 135.2 | 21:59.991 |
| 4 | 4:14.393 B | 30.751 | 47.270 | 2:56.372 | 69.5 | 13:15.332 | 9 | 2:11.235 | 28.280 | 42.673 | 1:00.282 | 134.7 | 24:11.226 |
| 5 | 2:50.828 | 51.210 | 50.630 | 1:08.988 | 103.5 | 16:06.160 | 142 SC. VESUVIO Fiat 128 Coupè H2/I ? SIL/1600 1.Cosimo TURIZIO 2.Francesco TURIZIO | | | | | | |
| 6 | 2:24.288 | 32.078 | 46.931 | 1:05.279 | 122.5 | 18:30.448 | 1 | 3:14.250 | 1:08.425 | 53.423 | 1:12.402 | 86.6 | 3:14.250 |
| 7 | 2:24.921 | 30.714 | 47.611 | 1:06.596 | 121.9 | 20:55.369 | 2 | 2:23.819 | 32.857 | 46.939 | 1:04.023 | 122.9 | 5:38.069 |
| 8 | 2:22.239 | 29.919 | 47.674 | 1:04.646 | 124.2 | 23:17.608 | 3 | 2:15.750 | 29.138 | 44.007 | 1:02.605 | 130.2 | 7:53.819 |
| 9 | 2:20.305 | 30.200 | 45.985 | 1:04.120 | 126.0 | 25:37.913 | 4 | 2:10.486 | 28.385 | 42.567 | 59.534 | 135.4 | 10:04.305 |
| 108 TAZIO NUVOLARI Porsche 914/6 H1 ? GTS/2000 1.Andrea ZANNONI | | | | | | | 5 | 2:09.794 | 28.281 | 42.337 | 59.176 | 136.2 | 12:14.099 |
| 1 | 3:14.496 | 53.816 | 1:00.169 | 1:20.511 | 86.5 | 3:14.496 | 150 Squadra Piloti Senesi Alfetta GTV6 I-TC>2000 1.Amerigo BIGLIAZZI 2.Bruno MAZZUOLI | | | | | | |
| 2 | 2:46.118 | 36.992 | 54.619 | 1:14.507 | 106.4 | 6:00.614 | 1 | 3:10.924 | 1:07.673 | 52.296 | 1:10.955 | 88.1 | 3:10.924 |
| 3 | 4:58.602 B | 35.221 | 59.197 | 3:24.184 | 59.2 | 10:59.216 | 2 | 2:20.574 | 30.258 | 46.014 | 1:04.302 | 125.7 | 5:31.498 |
| 4 | 2:55.775 | 58.453 | 50.187 | 1:07.135 | 100.5 | 13:54.991 | 3 | 3:36.880 B | 30.432 | 45.054 | 2:21.394 | 81.5 | 9:08.378 |
| 5 | 2:26.352 | 32.893 | 48.357 | 1:05.102 | 120.8 | 16:21.343 | 4 | 2:33.934 | 46.126 | 45.085 | 1:02.723 | 114.8 | 11:42.312 |
| 6 | 2:43.292 | 35.612 | 53.484 | 1:14.196 | 108.2 | 19:04.635 | 5 | 2:16.580 | 29.077 | 45.343 | 1:02.160 | 129.4 | 13:58.892 |
| 7 | 2:35.384 | 35.625 | 49.853 | 1:09.906 | 113.7 | 21:40.019 | 6 | 2:16.878 | 29.395 | 45.356 | 1:02.127 | 129.1 | 16:15.770 |
| 8 | 2:20.765 | 30.790 | 45.947 | 1:04.028 | 125.5 | 24:00.784 | 7 | 2:16.216 | 29.935 | 44.224 | 1:02.057 | 129.7 | 18:31.986 |
| 112 Formula GT GTAM G2/H1-TC2000 1.Michael VOS | | | | | | | 8 | 2:16.699 | 29.087 | 45.663 | 1:01.949 | 129.3 | 20:48.685 |
| 1 | 3:47.337 | 1:42.911 | 53.590 | 1:10.836 | 74.0 | 3:47.337 | 9 | 2:17.139 | 28.820 | 45.563 | 1:02.756 | 128.9 | 23:05.824 |
| 2 | 2:23.885 | 31.737 | 47.493 | 1:04.655 | 122.8 | 6:11.222 | 10 | 2:15.656 | 29.515 | 44.231 | 1:01.910 | 130.3 | 25:21.480 |
| 3 | 2:25.470 | 30.313 | 46.231 | 1:08.926 | 121.5 | 8:36.692 | 151 BMW 635 ? SIL/oltre 2000 1.Gianluca CECCHINI | | | | | | |
| 4 | 2:21.894 | 30.216 | 45.285 | 1:06.393 | 124.5 | 10:58.586 | 1 | 4:18.215 B | 1:15.320 | 53.717 | 2:09.178 | 65.2 | 4:18.215 |
| 5 | 2:17.489 | 29.887 | 45.152 | 1:02.450 | 128.5 | 13:16.075 | 2 | 2:48.296 | 47.844 | 50.932 | 1:09.520 | 105.0 | 7:06.511 |
| 6 | 3:31.461 B | 30.405 | 48.167 | 2:12.889 | 83.6 | 16:47.536 | 3 | 2:28.327 | 33.317 | 47.957 | 1:07.053 | 119.1 | 9:34.838 |
| 7 | 2:43.177 | 55.577 | 44.946 | 1:02.654 | 108.3 | 19:30.713 | 4 | 2:30.591 | 32.528 | 50.841 | 1:07.222 | 117.4 | 12:05.429 |
| 8 | 2:25.725 | 29.466 | 47.364 | 1:08.895 | 121.3 | 21:56.438 | 5 | 2:27.584 | 32.106 | 47.840 | 1:07.638 | 119.7 | 14:33.013 |
| 9 | 2:17.225 | 29.963 | 44.924 | 1:02.338 | 128.8 | 24:13.663 | 6 | 4:27.458 B | 32.290 | 48.176 | 3:06.992 | 66.1 | 19:00.471 |
| 115 SC. AB MOTORSPORT Porsche 911 3.0 GTS/ oltre 2500 1.Andrea CABIANCA 2.Maurizio FRATTI | | | | | | | 7 | 2:44.752 | 49.618 | 47.529 | 1:07.605 | 107.3 | 21:45.223 |
| 1 | 4:38.703 | 2:42.665 | 49.833 | 1:06.205 | 60.4 | 4:38.703 | 8 | 2:25.454 | 31.296 | 47.123 | 1:07.035 | 121.5 | 24:10.677 |
| 2 | 2:26.392 | 31.966 | 48.686 | 1:05.740 | 120.7 | 7:05.095 | 9 | 2:25.027 | 31.396 | 46.797 | 1:06.834 | 121.9 | 26:35.704 |
| 3 | 2:18.195 | 29.903 | 44.697 | 1:03.595 | 127.9 | 9:23.290 | 156 TEAM BASSANO Porsche 935 Turbo ? SIL/oltre 2000 1.Mario MISSAGLIA | | | | | | |
| 4 | 2:16.237 | 29.943 | 44.209 | 1:02.085 | 129.7 | 11:39.527 | 1 | 4:41.114 | 2:59.241 | 43.824 | 58.049 | 59.8 | 4:41.114 |
| 5 | 2:15.874 | 28.927 | 44.324 | 1:02.623 | 130.1 | 13:55.401 | 2 | 2:02.330 | 27.160 | 39.924 | 55.246 | 144.5 | 6:43.444 |
| 6 | 3:37.900 B | 28.762 | 44.205 | 2:24.933 | 81.1 | 17:33.301 | | | | | | | |
| 7 | 2:32.605 | 45.111 | 44.118 | 1:03.376 | 115.8 | 20:05.906 | | | | | | | |
| 8 | 2:14.956 | 29.352 | 44.631 | 1:00.973 | 130.9 | 22:20.862 | | | | | | | |
| 9 | 2:14.795 | 28.552 | 44.947 | 1:01.296 | 131.1 | 24:35.657 | | | | | | | |



C.I. Autost./Speed Cup/Alfa Revival Cup

Gruppo Peroni Race 11-12.07.2020

Free Practice 2

Sector Analysis

— Invalidated Lap ■ Personal Best ■ Session Best B Crossing the finish line in the pit lane

| Lap | Time | Sector 1 | Sector 2 | Sector 3 | Kph | Elapsed | Lap | Time | Sector 1 | Sector 2 | Sector 3 | Kph | Elapsed |
|-----|------------|----------|----------|----------|-------|-----------|---|------------|----------|----------|----------|-------|-----------|
| | | | | | | | 174 1.Giuseppe BOSSOLI 2.Fabio BOSSOLI | | | | | | |
| | | | | | | | Porsche 944 Turbo 2 ? B/oltre 1600 | | | | | | |
| 3 | 2:05.546 | 27.295 | 42.198 | 56.053 | 140.8 | 8:48.990 | 1 | 3:53.435 | 1:33.003 | 59.404 | 1:21.028 | 72.1 | 3:53.435 |
| 4 | 2:02.834 | 25.778 | 39.362 | 57.694 | 143.9 | 10:51.824 | 2 | 3:03.657 | 38.600 | 1:00.944 | 1:24.113 | 96.2 | 6:57.092 |
| 5 | 1:59.329 | 25.171 | 38.984 | 55.174 | 148.1 | 12:51.153 | 3 | 3:16.544 | 46.499 | 1:07.139 | 1:22.906 | 89.9 | 10:13.636 |
| 6 | 1:58.168 | 25.235 | 39.435 | 53.498 | 149.6 | 14:49.321 | 4 | 2:32.698 | 33.522 | 51.263 | 1:07.913 | 115.7 | 12:46.334 |
| 7 | 2:01.881 | 25.530 | 39.445 | 56.906 | 145.0 | 16:51.202 | 5 | 5:02.874 B | 39.329 | 1:03.514 | 3:20.031 | 58.3 | 17:49.208 |
| 8 | 2:00.186 | 25.415 | 39.509 | 55.262 | 147.0 | 18:51.388 | 6 | 3:01.113 | 1:03.681 | 49.948 | 1:07.484 | 97.6 | 20:50.321 |
| 9 | 2:01.477 | 24.860 | 39.392 | 57.225 | 145.5 | 20:52.865 | 7 | 2:41.750 | 31.481 | 54.353 | 1:15.916 | 109.3 | 23:32.071 |
| 10 | 2:01.098 | 25.420 | 41.500 | 54.178 | 145.9 | 22:53.963 | 8 | 2:32.380 | 35.398 | 48.698 | 1:08.284 | 116.0 | 26:04.451 |
| 11 | 1:57.506 | 24.701 | 38.885 | 53.920 | 150.4 | 24:51.469 | | | | | | | |
| 12 | 1:59.140 | 24.451 | 39.532 | 55.157 | 148.3 | 26:50.609 | | | | | | | |
| | | | | | | | 158 1.Giovanni BASSI | | | | | | |
| | | | | | | | Peugeot 205 GTi do J2 ? A/2000 | | | | | | |
| 1 | 3:19.862 | 1:10.273 | 54.496 | 1:15.093 | 84.2 | 3:19.862 | | | | | | | |
| 2 | 2:35.445 | 34.375 | 51.257 | 1:09.813 | 113.7 | 5:55.307 | | | | | | | |
| 3 | 2:29.777 | 32.431 | 47.371 | 1:09.975 | 118.0 | 8:25.084 | | | | | | | |
| 4 | 2:31.640 | 31.747 | 50.724 | 1:09.169 | 116.5 | 10:56.724 | | | | | | | |
| 5 | 2:25.159 | 31.854 | 47.344 | 1:05.961 | 121.7 | 13:21.883 | | | | | | | |
| 6 | 2:24.897 | 30.961 | 47.354 | 1:06.582 | 122.0 | 15:46.780 | | | | | | | |
| 7 | 2:24.879 | 31.142 | 47.009 | 1:06.728 | 122.0 | 18:11.659 | | | | | | | |
| 8 | 2:24.608 | 31.126 | 47.094 | 1:06.388 | 122.2 | 20:36.267 | | | | | | | |
| 9 | 2:28.885 | 32.128 | 47.999 | 1:08.758 | 118.7 | 23:05.152 | | | | | | | |
| 10 | 2:23.759 | 31.247 | 46.340 | 1:06.172 | 122.9 | 25:28.911 | | | | | | | |
| | | | | | | | 165 SCUDERIA ETNA | | | | | | |
| | | | | | | | 1.Pierpaolo PIETRINI 2.Rosario SAPUPPO | | | | | | |
| | | | | | | | Ford Sierra Cosworth 2 ? N/oltre 2000 | | | | | | |
| 1 | 4:55.859 | 2:56.466 | 52.967 | 1:06.426 | 56.9 | 4:55.859 | | | | | | | |
| 2 | 2:17.350 | 29.503 | 44.871 | 1:02.976 | 128.7 | 7:13.209 | | | | | | | |
| 3 | 2:15.118 | 28.444 | 44.886 | 1:01.788 | 130.8 | 9:28.327 | | | | | | | |
| 4 | 3:59.315 B | 28.821 | 43.455 | 2:47.039 | 73.8 | 13:27.642 | | | | | | | |
| 5 | 3:50.674 B | 48.463 | 47.571 | 2:14.640 | 76.6 | 17:18.316 | | | | | | | |
| 6 | 2:43.082 | 49.907 | 47.150 | 1:06.025 | 108.4 | 20:01.398 | | | | | | | |
| 7 | 2:12.383 | 28.574 | 43.086 | 1:00.723 | 133.5 | 22:13.781 | | | | | | | |
| 8 | 2:13.747 | 27.702 | 42.479 | 1:03.566 | 132.1 | 24:27.528 | | | | | | | |
| 9 | 2:12.883 | 28.043 | 43.489 | 1:01.351 | 133.0 | 26:40.411 | | | | | | | |
| | | | | | | | 166 SC. DEL GRIFONE | | | | | | |
| | | | | | | | 1.Francesco LIBERATORE 2.Francesco ZADOTTI | | | | | | |
| | | | | | | | A.R. 75 2 ? A/oltre 2000 | | | | | | |
| 1 | 3:06.351 | 1:01.541 | 53.382 | 1:11.428 | 90.3 | 3:06.351 | | | | | | | |
| 2 | 2:20.252 | 33.211 | 44.795 | 1:02.246 | 126.0 | 5:26.603 | | | | | | | |
| 3 | 2:13.858 | 29.301 | 43.282 | 1:01.275 | 132.0 | 7:40.461 | | | | | | | |
| 4 | 9:36.339 B | 28.403 | 43.147 | 8:24.789 | 30.7 | 17:16.800 | | | | | | | |
| 5 | 2:50.319 | 54.140 | 48.400 | 1:07.779 | 103.8 | 20:07.119 | | | | | | | |
| 6 | 2:16.188 | 30.626 | 43.484 | 1:02.078 | 129.8 | 22:23.307 | | | | | | | |
| | | | | | | | 168 1.Enrico GUASTI | | | | | | |
| | | | | | | | A.R. 75 2 ? A/oltre 2000 | | | | | | |
| 1 | 3:28.371 | 1:16.724 | 54.586 | 1:17.061 | 80.7 | 3:28.371 | | | | | | | |
| 2 | 2:34.385 | 34.188 | 50.844 | 1:09.353 | 114.5 | 6:02.756 | | | | | | | |
| 3 | 2:33.266 | 33.788 | 49.653 | 1:09.825 | 115.3 | 8:36.022 | | | | | | | |
| | | | | | | | 176 1.Vito TRUGLIA 2.Gilles GIOVANNINI | | | | | | |
| | | | | | | | TVR Tuscan Speed 8 GT MSA/oltre 2500 | | | | | | |
| 1 | 4:42.471 | 2:50.102 | 49.222 | 1:03.147 | 59.6 | 4:42.471 | | | | | | | |
| 2 | 2:09.131 | 28.921 | 43.004 | 57.206 | 136.9 | 6:51.602 | | | | | | | |
| 3 | 2:05.868 | 27.527 | 41.327 | 57.014 | 140.4 | 8:57.470 | | | | | | | |
| 4 | 5:06.432 B | 26.764 | 41.941 | 3:57.727 | 57.7 | 14:03.902 | | | | | | | |
| 5 | 2:53.369 | 59.853 | 48.356 | 1:05.160 | 101.9 | 16:57.271 | | | | | | | |
| 6 | 2:24.151 | 31.796 | 45.210 | 1:07.145 | 122.6 | 19:21.422 | | | | | | | |
| 7 | 2:28.865 | 37.454 | 48.478 | 1:02.933 | 118.7 | 21:50.287 | | | | | | | |
| 8 | 2:17.034 | 29.445 | 44.534 | 1:03.055 | 129.0 | 24:07.321 | | | | | | | |
| 9 | 2:15.875 | 30.347 | 43.447 | 1:02.081 | 130.1 | 26:23.196 | | | | | | | |
| | | | | | | | 188 Scuderia Tazion Nuvolari | | | | | | |
| | | | | | | | 1.Giampaolo BENEDETTI 2.Luigi MORESCHI | | | | | | |
| | | | | | | | GTAM G2/H1-TC2000 | | | | | | |
| 1 | 3:01.441 | 46.301 | 58.924 | 1:16.216 | 92.7 | 3:01.441 | | | | | | | |
| 2 | 2:32.027 | 36.170 | 49.063 | 1:06.794 | 116.2 | 5:33.468 | | | | | | | |
| 3 | 2:26.632 | 32.639 | 47.970 | 1:06.023 | 120.5 | 8:00.100 | | | | | | | |
| 4 | 2:22.579 | 31.105 | 46.744 | 1:04.730 | 123.9 | 10:22.679 | | | | | | | |
| 5 | 2:34.361 | 30.605 | 46.614 | 1:17.142 | 114.5 | 12:57.040 | | | | | | | |
| 6 | 3:02.086 | 40.131 | 1:00.202 | 1:21.753 | 97.1 | 15:59.126 | | | | | | | |
| 7 | 2:20.982 | 30.308 | 46.557 | 1:04.117 | 125.4 | 18:20.108 | | | | | | | |