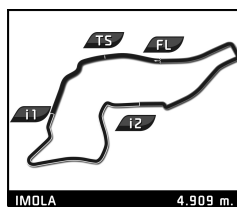


## Campionato Italiano Autostoriche Gruppo Peroni Race 11-12.07.2020 Qualifying

### Sector Analysis

— Invalidated Lap   
 ■ Personal Best   
 ■ Session Best   
 ■ Crossing the finish line in the pit lane

Lap	D	Time	Sector 1	Sector 2	Sector 3	T.Spd	Elapsed	Lap	D	Time	Sector 1	Sector 2	Sector 3	T.Spd	Elapsed					
<b>7</b>	<b>SC. AB MOTORSPORT</b> 1.Roberto LONARDI 2.Giorgio CORTELLAZZI							A.R. Giulietta Ti iolo E - T/1300												
	1	1	10:16.581	8:03.291	55.532	1:17.758	105.3	10:16.581	11	1	2:45.905	36.199	53.896	1:15.810	146.8	38:11.740				
	2	1	<b>2:44.212</b>	<b>34.665</b>	<b>54.294</b>	<b>1:15.253</b>	160.6	13:00.793	52	<b>VALDELSA CLASSIC</b> 1.Gabriele CROCCHINI 2.Massimo TANI							A.R. Alfasud Ti G2/H1 - T/1300			
	3	1	11:51.041	B 36.226	55.852	...	152.1	24:51.834	1	1	3:32.027	1:21.202	54.370	1:16.455	92.8	3:32.027				
	4	1	3:16.448	57.851	59.634	1:18.963	98.3	28:08.282	2	1	2:44.357	37.400	53.253	1:13.704	150.1	6:16.384				
	5	1	2:49.591	37.164	56.942	1:15.485	139.4	30:57.873	3	1	2:39.366	35.100	51.090	1:13.176	155.6	8:55.750				
<b>8</b>	<b>SC. VESUVIO</b> 1.Marco MILLA 2.Massimo LUPOLI							A.R. 75 - IC IMSA/2500												
	1	1	2:56.438	1:09.760	46.710	59.968	111.9	2:56.438	4	1	4:16.331	B 35.262	50.672	2:50.397	155.0	13:12.081				
	2	1	<b>2:05.293</b>	25.903	<b>41.256</b>	<b>58.134</b>	216.4	5:01.731	5	1	2:59.800	52.409	54.354	1:13.037	95.4	16:11.881				
	3	1	2:15.366	<b>25.436</b>	41.606	1:08.324	222.4	7:17.097	6	1	8:09.902	B 57.985	1:44.321	5:27.596	156.8	24:21.783				
<b>20</b>	<b>CIRCOLO DELLA BIELLA</b> 1.Matteo PANINI 2.Andrea PERGREFFI							Ginetta G12 GR - GTP/1600												
	1	1	3:35.712	1:09.941	1:02.178	1:23.593	88.5	3:35.712	7	1	3:04.686	55.058	57.684	1:11.944	84.5	27:26.469				
	2	1	<b>2:57.821</b>	<b>38.083</b>	<b>57.824</b>	<b>1:21.914</b>	147.6	6:33.533	8	1	2:39.060	33.759	51.322	1:13.979	157.3	30:05.529				
	3	1	5:21.766	B 38.248	57.944	3:45.574	148.0	11:55.299	9	1	2:46.024	33.948	<b>50.082</b>	1:21.994	157.3	32:51.553				
	4	1	3:34.592	1:01.408	1:04.962	1:28.222	92.3	15:29.891	10	1	2:46.669	39.662	53.745	1:13.262	125.6	35:38.222				
	5	1	10:15.901	B 41.165	1:05.193	8:29.543	135.0	25:45.792	11	1	<b>2:35.576</b>	<b>33.758</b>	50.225	<b>1:11.593</b>	156.6	38:13.798				
	6	1	3:33.852	1:00.295	1:03.492	1:30.065	90.5	29:19.644	<b>64</b>							Fiat 128 i2/H1 - TC/1150				
	7	1	3:04.939	42.070	59.791	1:23.078	130.7	32:24.583	1	1	3:56.959	1:38.956	1:00.184	1:17.819	93.2	3:56.959				
	8	1	3:04.053	39.356	1:00.300	1:24.397	140.0	35:28.636	2	1	2:44.992	36.800	53.342	1:14.850	151.6	6:41.951				
	9	1	3:03.575	39.281	59.688	1:24.606	139.1	38:32.211	3	1	2:45.334	35.317	53.268	1:16.749	154.1	9:27.285				
<b>39</b>	<b>GR T MOTORSPORT</b> 1.Mario MONTANARO							BMW 2002 i2/H1 - TC/2000												
	1	1	5:16.284	2:39.768	1:05.273	1:31.243	87.8	5:16.284	4	1	5:17.999	B 36.166	52.725	3:49.108	154.3	14:45.284				
	2	1	3:08.512	43.104	1:02.121	1:23.287	114.4	8:24.796	5	1	7:04.724	B 51.465	56.924	5:16.335	103.6	21:50.008				
	3	1	3:04.899	41.731	1:00.997	1:22.171	120.1	11:29.695	6	1	5:28.618	3:13.647	57.541	1:17.430	100.2	27:18.626				
	4	1	3:00.898	39.956	59.499	1:21.443	123.5	14:30.593	7	1	2:48.921	36.005	55.825	1:17.091	149.3	30:07.547				
	5	1	5:15.259	B 38.328	59.656	3:37.275	136.2	19:45.852	8	1	2:50.109	35.827	57.028	1:17.254	154.1	32:57.656				
	6	1	7:48.792	5:17.341	1:03.831	1:27.620	97.0	27:34.644	9	1	<b>2:41.853</b>	<b>36.349</b>	<b>52.541</b>	<b>1:12.963</b>	154.1	35:39.509				
	7	1	2:55.642	38.877	58.964	1:17.801	133.5	30:30.286	10	1	2:42.997	<b>34.614</b>	54.482	1:13.901	157.7	38:22.506				
	8	1	2:54.991	38.637	58.494	1:17.860	142.3	33:25.277	<b>72</b>							Ford Sierra Cosworth i2 - A/oltre 2000				
	9	1	2:50.850	37.251	57.358	<b>1:16.241</b>	144.4	36:16.127	1	1	3:16.919	1:15.128	51.678	1:10.113	124.2	3:16.919				
10	1	<b>2:50.311</b>	<b>36.968</b>	<b>56.871</b>	1:16.472	146.4	39:06.438	2	1	2:25.301	31.074	47.186	1:07.041	183.4	5:42.220					
<b>43</b>	<b>GR T MOTORSPORT</b> 1.Mario MONTANARO							BMW 2002 i2/H1 - TC/2000												
	1	1	3:53.614	1:38.696	56.751	1:18.167	95.7	3:53.614	3	1	2:26.200	30.722	47.612	1:07.866	192.8	8:08.420				
	2	1	2:44.465	36.957	52.538	1:14.970	146.6	6:38.079	4	1	2:28.975	30.558	47.647	1:10.770	192.8	10:37.395				
	3	1	2:44.853	36.907	52.291	1:15.655	148.2	9:22.932	5	1	2:23.681	<b>29.912</b>	47.442	<b>1:06.327</b>	198.2	13:01.076				
	4	1	2:39.975	35.826	<b>50.845</b>	1:13.304	150.3	12:02.907	6	1	<b>2:23.561</b>	29.974	<b>47.027</b>	1:06.560	199.3	15:24.637				
	5	1	2:42.162	36.511	53.123	<b>1:12.528</b>	145.6	14:45.069	7	1	9:41.580	B 30.136	52.718	8:18.726	196.0	25:06.217				
	6	1	9:41.159	B 36.130	1:10.713	7:54.316	147.8	24:26.228	8	1	2:48.043	50.765	49.913	1:07.365	122.4	27:54.260				
	7	1	2:56.784	49.921	52.578	1:14.285	...	27:23.012	<b>92</b>							BMW 2002 i2/H1 - TC/2000				
	8	1	2:40.471	<b>35.108</b>	51.574	1:13.789	152.1	30:03.483	1	1	5:16.284	2:39.768	1:05.273	1:31.243	87.8	5:16.284				
	9	1	<b>2:39.868</b>	35.614	51.322	1:12.932	150.6	32:43.351	2	1	3:08.512	43.104	1:02.121	1:23.287	114.4	8:24.796				
10	1	2:42.484	35.489	51.781	1:15.214	151.6	35:25.835	3	1	3:04.899	41.731	1:00.997	1:22.171	120.1	11:29.695					

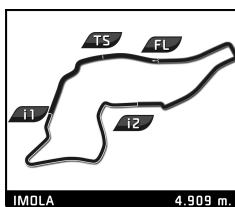


## Campionato Italiano Autostoriche Gruppo Peroni Race 11-12.07.2020 Qualifying

### Sector Analysis

— Invalidated Lap   
 ■ Personal Best   
 ■ Session Best   
 ■ Crossing the finish line in the pit lane

Lap	D	Time	Sector 1	Sector 2	Sector 3	T.Spd	Elapsed	Lap	D	Time	Sector 1	Sector 2	Sector 3	T.Spd	Elapsed	
<b>94</b>	<b>SC. TAZIO NUVOLARI</b> Ford Escort MKI															
	1.Gisberto CORAZZARI							i2/H1 - TC/2000								
	2.Piero CORAZZARI															
	1	1	3:45.121	1:32.153	57.864	1:15.104	89.5	3:45.121	3	1	2:22.018	30.233	46.172	1:05.613	198.2	8:52.071
	2	1	2:39.022	36.863	54.371	1:07.788	144.0	6:24.143	4	1	2:24.600	30.719	46.357	1:07.524	194.6	11:16.671
	3	1	2:33.520	27.876	42.490	1:23.154	205.1	8:57.663	5	1	2:20.624	29.928	45.693	1:05.003	195.6	13:37.295
	4	1	2:24.463	32.589	46.285	1:05.589	161.3	11:22.126	6	1	4:31.489B	33.900	52.666	3:04.923	158.0	18:08.784
	5	1	2:09.599	27.621	42.795	59.183	210.4	13:31.725	7	1	8:39.142	6:43.270	49.140	1:06.732	112.1	26:47.926
	6	1	2:07.899	27.248	41.526	59.125	209.2	15:39.624	8	1	2:24.066	30.462	46.820	1:06.784	192.1	29:11.992
	7	1	9:00.539B	31.386	53.428	7:35.725	168.0	24:40.163	9	1	2:21.806	31.534	45.521	1:04.751	193.5	31:33.798
<b>99</b>	<b>1.Massimiliano DEL NIBBIO</b> BMW 2002 Ti															
	2.Andrea CASTRONOVO							i2/H1 - TC/2000								
	1	1	3:08.272	1:06.137	52.497	1:09.638	92.9	3:08.272	10	1	2:24.364	30.772	47.126	1:06.466	203.1	33:58.162
	2	1	2:20.517	30.507	45.673	1:04.337	191.7	5:28.789	11	1	2:26.580	30.965	46.494	1:09.121	196.0	36:24.742
	3	1	2:24.127	29.850	48.622	1:05.655	190.0	7:52.916	12	1	2:23.897	30.594	47.405	1:05.898	194.2	38:48.639
	4	1	2:18.433	30.228	45.176	1:03.029	188.7	10:11.349								
	5	1	2:18.810	29.865	45.207	1:03.738	189.3	12:30.159								
	6	1	4:45.228B	30.096	47.425	3:27.707	187.7	17:15.387								
	7	1	9:31.076	7:29.813	53.158	1:08.105	108.8	26:46.463								
	8	1	2:21.092	30.618	46.271	1:04.203	181.5	29:07.555								
<b>104</b>	<b>1.Giovanni PUTELLI</b> Lotus Elan															
	i/H1 - GTS/1600															
	1	1	4:19.348	2:20.004	51.386	1:07.958	107.9	4:19.348								
	2	1	3:52.757B	35.581	56.216	2:20.960	153.2	8:12.105								
	3	1	2:36.660	44.597	46.518	1:05.545	126.0	10:48.765								
<b>106</b>	<b>SC. AB MOTORSPORT</b> A.R. Giulia Sprint GTA															
	1.Giovanni SERIO							i/H1 - GTS/1600								
	2.Francesco PANTALEO															
	1	1	3:00.829	1:04.496	50.934	1:05.399	93.1	3:00.829								
	2	1	2:19.026	29.355	45.418	1:04.253	188.7	5:19.855								
	3	1	2:15.325	29.042	43.677	1:02.606	191.7	7:35.180								
	4	1	2:19.318	30.216	46.390	1:02.712	187.0	9:54.498								
	5	1	2:16.174	29.684	44.179	1:02.311	186.0	12:10.672								
	6	1	3:51.079B	30.099	51.041	2:29.939	189.0	16:01.751								
	7	1	13:09.848B	8:38.033	51.655	3:40.160	114.1	29:11.599								
	8	1	2:41.444	48.860	48.067	1:04.517	130.0	31:53.043								
<b>107</b>	<b>AB MOTORSPORT</b> Porsche 911 S															
	1.Andrea DAMIANI							i/H1 - GTS/2000								
	2.Renato BENUSIGLIO															
	1	1	4:06.510	2:08.709	50.138	1:07.663	102.2	4:06.510								
	2	1	2:23.543	30.722	46.506	1:06.315	189.7	6:30.053								
	<b>108</b>	<b>TAZIO NUVOLARI</b> Porsche 914/6														
		1.Andrea ZANNONI							i/H1 - GTS/2000							
		1	1	3:07.323	1:02.876	53.927	1:10.520	94.9	3:07.323							
		2	1	2:23.112	32.416	46.591	1:04.105	175.5	5:30.435							
		3	1	2:22.797	29.810	47.628	1:05.359	197.8	7:53.232							
		4	1	2:34.361	34.264	50.954	1:09.143	161.3	10:27.593							
5		1	2:19.014	30.166	45.912	1:02.936	192.4	12:46.607								
6		1	4:52.242B	35.754	56.992	3:19.496	160.9	17:38.849								
7		1	9:10.757	7:07.843	52.756	1:10.158	101.8	26:49.606								
<b>115</b>	<b>SC. AB MOTORSPORT</b> Porsche 911 3.0															
	1.Andrea CABIANCA							GTS/ oltre 2500								
	2.Maurizio FRATTI															
	1	1	7:48.629	5:49.131	51.545	1:07.953	126.8	7:48.629								
<b>126</b>	<b>1.Thomas GIOVANNINI</b> Fiat Ritmo 65															
	2.Michele RIGONI							i/H2/I - TC/1300								
	1	1	4:31.895	2:33.925	49.159	1:08.811	89.3	4:31.895								
	2	1	2:25.160	31.745	45.859	1:07.556	162.8	6:57.055								
	3	1	2:22.332	31.551	45.617	1:05.164	164.3	9:19.387								
	4	1	4:16.669B	34.033	49.587	2:53.049	164.1	13:36.056								
	5	1	2:44.487	47.665	50.172	1:06.650	115.8	16:20.543								
	6	1	8:34.309B	1:04.525	1:35.338	5:54.446	68.8	24:54.852								
	7	1	2:47.617	50.950	49.105	1:07.562	107.7	27:42.469								
	8	1	2:35.709	31.695	46.789	1:17.225	164.3	30:18.178								
	9	1	2:24.038	31.528	45.804	1:06.706	163.3	32:42.216								
<b>133</b>	<b>1.Filippo MARAZZI</b> Porsche 911 SC															
	- GT/oltre 2500															
	1	1	3:28.386	1:27.039	51.833	1:09.514	105.6	3:28.386								
	2	1	2:21.402	30.978	46.453	1:03.971	163.1	5:49.788								
	3	1	2:20.737	29.853	46.306	1:04.578	181.2	8:10.525								
	4	1	2:22.910	29.836	46.519	1:06.555	183.7	10:33.435								
	5	1	2:23.958	29.779	47.060	1:07.119	188.7	12:57.393								
	6	1	2:19.069	29.843	46.164	1:03.062	196.4	15:16.462								
	7	1	8:53.454B	30.292	49.789	7:33.373	183.1	24:09.916								
	8	1	2:49.959	55.569	49.421	1:04.969	121.4	26:59.875								
9	1	2:18.728	29.671	45.768	1:03.289	197.1	29:18.603									



## Campionato Italiano Autostoriche Gruppo Peroni Race 11-12.07.2020 Qualifying

### Sector Analysis

— Invalidated Lap   
 ■ Personal Best   
 ■ Session Best   
 ■ Crossing the finish line in the pit lane

Lap	D	Time	Sector 1	Sector 2	Sector 3	T.Spd	Elapsed	Lap	D	Time	Sector 1	Sector 2	Sector 3	T.Spd	Elapsed
10	1	2:19.869	29.755	46.674	1:03.440	193.5	31:38.472								
11	1	2:35.995	33.577	53.926	1:08.492	189.7	34:14.467								

**138**
Fiat X1/9  
H2/I - SIL/1600

Lap	D	Time	Sector 1	Sector 2	Sector 3	T.Spd	Elapsed
1	1	3:06.347	1:18.278	45.830	1:02.239	113.1	3:06.347
2	1	2:13.190	28.327	42.120	1:02.743	197.1	5:19.537
3	1	2:10.154	28.310	41.684	1:00.160	194.6	7:29.691
4	1	<b>2:09.713</b>	<b>28.086</b>	<b>41.201</b>	1:00.426	194.6	9:39.404
5	1	3:42.449 <b>B</b>	28.086	42.765	2:31.598	192.4	13:21.853
6	1	2:33.995	46.152	45.551	1:02.292	131.8	15:55.848
7	1	3:31.716 <b>B</b>	30.766	53.791	2:07.159	191.4	19:27.564
8	1	7:11.035	5:22.190	47.101	1:01.744	122.4	26:38.599
9	1	2:10.898	28.390	42.523	<b>59.985</b>	191.4	28:49.497
10	1	2:11.107	28.174	41.894	1:01.039	192.1	31:00.604
11	1	2:17.133	31.552	44.892	1:00.689	193.1	33:17.737
12	1	2:10.744	28.190	41.822	1:00.732	187.0	35:28.481
13	1	2:10.058	28.105	41.948	1:00.005	191.0	37:38.539

**141**
A.R. GTAm  
H2/I - SIL/2000

Lap	D	Time	Sector 1	Sector 2	Sector 3	T.Spd	Elapsed
1	1	5:02.286	3:09.027	47.978	1:05.281	104.5	5:02.286
2	1	2:08.568	28.102	<b>41.773</b>	58.693	214.3	7:10.854
3	1	3:28.514 <b>B</b>	32.518	48.830	2:07.166	162.3	10:39.368
4	1	2:28.069	43.612	43.866	1:00.591	137.1	13:07.437
5	1	2:08.731	<b>27.479</b>	42.567	<b>58.685</b>	205.9	15:16.168
6	1	9:58.906 <b>B</b>	33.252	52.507	8:33.147	150.8	25:15.074
7	1	2:39.103	51.008	46.360	1:01.735	116.7	27:54.177
8	1	2:10.512	27.554	42.770	1:00.188	209.6	30:04.689
9	1	2:09.071	27.634	42.377	59.060	209.6	32:13.760
10	1	<b>2:08.330</b>	27.519	41.998	58.813	208.3	34:22.090

**142**
SC. VESUVIO  
Fiat 128 Coupè  
H2/I - SIL/1600

Lap	D	Time	Sector 1	Sector 2	Sector 3	T.Spd	Elapsed
1	1	3:04.907	1:11.215	48.335	1:05.357	105.0	3:04.907
2	1	2:08.828	28.611	42.007	58.210	204.3	5:13.735
3	1	<b>2:05.928</b>	<b>27.501</b>	<b>40.303</b>	58.124	205.5	7:19.663
4	1	2:06.120	27.653	40.621	<b>57.846</b>	207.9	9:25.783
5	1	6:06.493 <b>B</b>	30.856	48.014	4:47.623	175.8	15:32.276
6	1	9:11.087 <b>B</b>	50.803	47.892	7:32.392	109.2	24:43.363
7	1	2:37.260	46.144	48.078	1:03.038	109.7	27:20.623
8	1	2:11.226	28.232	43.421	59.573	202.4	29:31.849
9	1	2:32.890	33.831	52.058	1:07.001	155.4	32:04.739
10	1	2:11.275	28.391	42.874	1:00.010	202.4	34:16.014

**149**
TEAM ITALIA  
Porsche 930  
- SIL/oltre 2000

Lap	D	Time	Sector 1	Sector 2	Sector 3	T.Spd	Elapsed
1	1	2:48.475	55.872	50.804	1:01.799	103.1	2:48.475
2	1	2:10.731	29.862	43.204	57.665	177.9	4:59.206
3	1	<b>2:05.304</b>	27.274	41.691	<b>56.339</b>	191.0	7:04.510
4	1	4:56.284 <b>B</b>	30.574	43.443	3:42.267	173.5	12:00.794
5	1	2:25.942	47.118	<b>41.278</b>	57.546	98.5	14:26.736

**150**
Porsche 911 RSR  
- SIL/oltre 2000

Lap	D	Time	Sector 1	Sector 2	Sector 3	T.Spd	Elapsed
1	1	2:56.920	58.471	50.676	1:07.773	95.3	2:56.920
2	1	2:27.968	<b>30.664</b>	48.976	1:08.328	186.0	5:24.888
3	1	2:35.753	33.195	49.051	1:13.507	179.4	8:00.641
4	1	4:47.747 <b>B</b>	33.058	52.039	3:22.650	180.9	12:48.388
5	1	2:46.581	50.763	48.013	1:07.805	114.2	15:34.969
6	1	13:32.528 <b>B</b>	33.135	55.456	...	185.0	29:07.497
7	1	2:32.075	47.852	<b>44.273</b>	<b>59.950</b>	145.0	31:39.572
8	1	<b>2:21.938</b>	30.669	45.929	1:05.390	186.3	34:01.560

**151**
GRT Motorsport  
BMW 635  
- SIL/oltre 2000

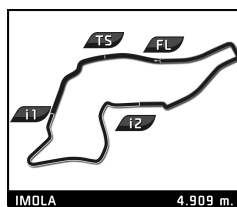
Lap	D	Time	Sector 1	Sector 2	Sector 3	T.Spd	Elapsed
1	1	3:40.492	1:38.044	51.526	1:10.922	102.5	3:40.492
2	1	2:26.442	32.849	47.382	1:06.211	181.5	6:06.934
3	1	2:23.935	30.579	47.586	1:05.770	192.8	8:30.869
4	1	2:27.521	31.270	47.416	1:08.835	187.3	10:58.390
5	1	2:24.249	31.509	46.969	1:05.771	190.4	13:22.639
6	1	2:27.993	30.843	48.306	1:08.844	192.4	15:50.632
7	1	8:45.999 <b>B</b>	31.607	57.430	7:16.962	177.6	24:36.631
8	1	2:56.022	55.639	50.791	1:09.592	100.4	27:32.653
9	1	2:26.681	32.240	47.728	1:06.713	186.7	29:59.334
10	1	2:23.447	30.359	47.112	1:05.976	192.4	32:22.781
11	1	2:24.605	30.385	47.789	1:06.431	...	34:47.386
12	1	2:28.352	31.989	49.264	1:07.099	188.3	37:15.738
13	1	<b>2:22.433</b>	<b>30.220</b>	<b>46.461</b>	<b>1:05.752</b>	190.7	39:38.171

**156**
TEAM BASSANO  
Porsche 935 Turbo  
- SIL/oltre 2000

Lap	D	Time	Sector 1	Sector 2	Sector 3	T.Spd	Elapsed
1	1	10:01.579	8:07.226	48.487	1:05.866	143.8	10:01.579
2	1	2:07.553	27.650	42.833	57.070	223.3	12:09.132
3	1	1:58.065	25.546	<b>38.428</b>	54.091	224.7	14:07.197
4	1	1:57.842	<b>24.160</b>	39.434	54.248	258.1	16:05.039
5	1	8:51.652 <b>B</b>	25.209	56.099	7:30.344	253.8	24:56.691
6	1	2:31.824	46.660	43.083	1:02.081	117.7	27:28.515
7	1	2:05.307	28.830	41.154	55.323	181.2	29:33.822
8	1	5:21.150 <b>B</b>	27.894	42.939	4:10.317	189.7	34:54.972
9	1	2:20.591	41.726	41.016	57.849	160.1	37:15.563
10	1	<b>1:55.466</b>	24.430	38.494	<b>52.542</b>	250.8	39:11.029

**158**
Peugeot 205 GTi  
odo J2 - A/2000

Lap	D	Time	Sector 1	Sector 2	Sector 3	T.Spd	Elapsed
1	1	3:39.096	1:34.538	54.351	1:10.207	95.9	3:39.096
2	1	2:31.829	34.315	49.672	1:07.842	171.3	6:10.925
3	1	2:27.596	31.749	47.532	1:08.315	182.2	8:38.521
4	1	3:02.475 <b>B</b>	31.810	48.414	1:42.251	186.0	11:40.996
5	1	3:09.683	1:15.601	47.689	1:06.393	105.4	14:50.679
6	1	3:37.834 <b>B</b>	31.012	48.460	2:18.362	186.7	18:28.513
7	1	8:26.926	6:24.496	52.919	1:09.511	114.2	26:55.439
8	1	2:26.870	31.423	47.824	1:07.623	187.0	29:22.309
9	1	<b>2:25.273</b>	<b>30.907</b>	47.922	1:06.444	186.3	31:47.582
10	1	2:26.598	31.230	47.681	1:07.687	186.3	34:14.180



## Campionato Italiano Autostoriche Gruppo Peroni Race 11-12.07.2020 Qualifying

### Sector Analysis

— Invalidated Lap   
 ■ Personal Best   
 ■ Session Best   
 ■ Crossing the finish line in the pit lane

Lap	D	Time	Sector 1	Sector 2	Sector 3	T.Spd	Elapsed	Lap	D	Time	Sector 1	Sector 2	Sector 3	T.Spd	Elapsed
11	1	2:28.136	31.986	47.045	1:09.105	186.0	36:42.316								
12	1	2:26.641	32.594	47.786	1:06.261	188.7	39:08.957								
<b>165</b>		<b>SCUDERIA ETNA</b>					Ford Sierra Cosworth								
		1.Pierpaolo PIETRINI					2 - N/oltre 2000								
		2.Rosario SAPUPPO													
1	1	4:28.138	2:19.931	57.858	1:10.349	95.9	4:28.138								
2	1	2:28.360	29.732	51.110	1:07.518	211.7	6:56.498								
3	1	2:18.473	28.625	45.140	1:04.708	213.4	9:14.971								
4	1	2:16.137	29.006	45.059	1:02.072	213.8	11:31.108								
5	1	2:14.547	28.227	44.221	1:02.099	213.4	13:45.655								
6	1	4:15.556 <b>B</b>	28.058	45.556	3:01.942	214.3	18:01.211								
7	1	8:51.648	6:47.354	56.560	1:07.734	96.8	26:52.859								
8	1	2:19.763	29.861	45.349	1:04.553	178.2	29:12.622								
9	1	2:13.615	28.731	43.514	1:01.370	193.1	31:26.237								
10	1	2:19.693	30.759	45.832	1:03.102	207.9	33:45.930								
<b>166</b>		<b>SC. DEL GRIFONE</b>					A.R. 75								
		1.Francesco LIBERATORE					I2 - A/oltre 2000								
		2.Francesco ZADOTTI													
1	1	2:50.864	57.115	50.366	1:03.383	104.6	2:50.864								
2	1	2:15.188	28.452	43.632	1:03.104	194.9	5:06.052								
3	1	2:08.464	27.034	42.075	59.355	216.0	7:14.516								
4	1	2:10.521	27.506	42.552	1:00.463	207.5	9:25.037								
5	1	4:26.936 <b>B</b>	32.047	48.573	3:06.316	175.8	13:51.973								
6	1	10:57.446 <b>B</b>	54.766	51.526	9:11.154	107.3	24:49.419								
7	1	2:55.111	55.172	54.446	1:05.493	107.7	27:44.530								
8	1	2:28.054	30.875	48.466	1:08.713	165.6	30:12.584								
9	1	2:26.598	32.502	48.671	1:05.425	171.3	32:39.182								
<b>168</b>		<b>GRT Motorsport</b>					A.R. 75								
		1.Enrico GUASTI					I2 - A/oltre 2000								
1	1	3:46.806	1:41.237	53.092	1:12.477	101.9	3:46.806								
2	1	2:30.243	32.538	49.525	1:08.180	167.7	6:17.049								
<b>169</b>		<b>1.Massimiliano QUARESIMA</b>					Maserati Biturbo								
							I2 - A/oltre 2000								
1	1	3:37.143	1:33.443	52.987	1:10.713	95.4	3:37.143								
2	1	2:19.586	30.168	45.666	1:03.752	201.6	5:56.729								
3	1	2:18.668	30.126	45.123	1:03.419	187.3	8:15.397								
<b>174</b>		<b>1.Giuseppe BOSSOLI</b>					Porsche 944 Turbo								
		<b>2.Fabio BOSSOLI</b>					I2 - B/oltre 1600								
1	1	4:00.256	2:08.289	48.280	1:03.687	97.8	4:00.256								
2	1	2:18.173	30.178	45.240	1:02.755	172.9	6:18.429								
3	1	2:19.205	30.326	45.200	1:03.679	192.1	8:37.634								
4	1	2:41.141	34.009	54.269	1:12.863	220.0	11:18.775								
5	1	2:18.640	29.473	45.261	1:03.906	199.7	13:37.415								
6	1	2:17.282	29.482	45.410	1:02.390	197.5	15:54.697								
7	1	9:06.752 <b>B</b>	37.791	1:05.417	7:23.544	177.3	25:01.449								
8	1	2:59.949	58.166	52.297	1:09.486	98.5	28:01.398								
9	1	2:24.178	29.903	47.760	1:06.515	198.2	30:25.576								
10	1	2:26.688	30.211	49.680	1:06.797	194.9	32:52.264								

176

1.Vito TRUGLIA  
2.Gilles GIOVANNINI

TVR Tuscan Speed 8 GT  
MSA/oltre 2500

1	1	3:50.848	2:08.098	45.129	57.621	105.4	3:50.848
2	1	2:06.651	28.589	42.273	55.789	177.3	5:57.499
3	1	2:03.049	26.237	40.795	56.017	203.1	8:00.548
4	1	2:03.998	26.296	40.276	57.426	213.8	10:04.546
5	1	3:58.517 <b>B</b>	26.078	40.714	2:51.725	210.4	14:03.063
6	1	10:44.742 <b>B</b>	52.611	55.708	8:56.423	119.3	24:47.805
7	1	2:45.928	51.582	50.307	1:04.039	124.1	27:33.733
8	1	2:17.989	30.781	45.949	1:01.259	182.2	29:51.722
9	1	2:15.744	29.677	45.343	1:00.724	180.9	32:07.466
10	1	2:14.905	29.206	44.509	1:01.190	169.9	34:22.371
11	1	2:17.372	29.764	44.585	1:03.023	174.1	36:39.743
12	1	2:12.330	28.244	43.586	1:00.500	195.3	38:52.073