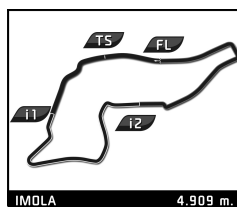


Campionato Italiano Autostoriche Gruppo Peroni Race 11-12.07.2020 Race

Sector Analysis

— Invalidated Lap
 ■ Personal Best
 ■ Session Best
 ■ Crossing the finish line in the pit lane

Lap	D	Time	Sector 1	Sector 2	Sector 3	T.Spd	Elapsed	Lap	D	Time	Sector 1	Sector 2	Sector 3	T.Spd	Elapsed														
7	SC. AB MOTORSPORT 1.Roberto LONARDI 2.Giorgio CORTELLAZZI							A.R. Giulietta Ti iodo E - T/1300																					
	1	1	2:54.015	42.614	54.127	1:17.274		2:54.015	5	2	2:10.806	27.629	43.853	59.324	231.1	11:03.011													
	2	1	2:52.278	37.912	56.325	1:18.041	139.4	5:46.293	6	2	2:05.653	27.431	41.233	56.989	225.7	13:08.664													
	3	1	2:46.698	38.607	53.802	1:14.289	136.7	8:32.991	7	2	2:06.779	27.018	42.727	57.034	214.3	15:15.443													
	4	1	2:47.862	37.469	54.173	1:16.220	140.9	11:20.853	8	2	2:06.572	26.611	41.546	58.415	225.2	17:22.015													
	5	1	2:49.033	36.819	55.718	1:16.496	146.6	14:09.886	9	2	2:04.301	26.904	40.770	56.627	222.4	19:26.316													
	6	1	2:51.803	38.784	56.667	1:16.352	134.0	17:01.689	10	2	2:03.869	26.928	40.623	56.318	221.9	21:30.185													
	7	1	2:52.970	39.217	57.079	1:16.674	130.3	19:54.659	11	2	2:04.227	26.597	41.235	56.395	219.1	23:34.412													
	8	1	2:51.391	38.259	55.923	1:17.209	132.0	22:46.050	12	2	2:07.377	27.164	42.463	57.750	225.7	25:41.789													
	9	1	2:51.012	38.258	55.341	1:17.413	135.3	25:37.062	13	2	2:05.882	27.199	40.882	57.801	218.7	27:47.671													
	10	1	4:38.397 B	37.835	55.256	3:05.306	133.3	30:15.459	14	2	2:07.681	27.294	41.840	58.547	200.1	29:55.352													
	11	2	3:07.738	53.329	57.975	1:16.434	103.8	33:23.197	15	2	3:58.735 B	26.677	41.306	2:50.752	225.2	33:54.087													
	12	2	2:48.980	36.914	54.967	1:17.099	133.1	36:12.177								43	A.R. GT 1.3 io G1 - TC/1300												
	13	2	2:49.019	37.269	56.131	1:15.619	145.4	39:01.196	1	1	2:45.530	41.998	50.924	1:12.608			2:45.530												
	14	2	2:48.183	36.484	55.664	1:16.035	146.8	41:49.379	2	1	2:39.603	34.459	51.369	1:13.775	157.5		5:25.133												
	15	2	2:49.596	37.310	55.437	1:16.849	142.1	44:38.975	3	1	2:39.264	35.027	51.146	1:13.091	151.6		8:04.397												
	16	2	2:51.567	37.558	56.237	1:17.772	139.3	47:30.542	4	1	2:40.363	35.102	51.940	1:13.321	154.3		10:44.760												
	17	2	2:56.107	38.185	57.566	1:20.356	131.8	50:26.649	5	1	2:37.926	35.014	51.072	1:11.840	156.1		13:22.686												
	18	2	2:55.690	38.010	55.697	1:21.983	137.6	53:22.339	6	1	2:38.346	34.636	51.649	1:12.061	159.2		16:01.032												
	19	2	2:52.925	38.244	57.805	1:16.876	136.0	56:15.264	7	1	2:39.032	34.825	52.191	1:12.016	157.0		18:40.064												
	20	2	2:54.716	37.662	55.031	1:22.023	136.7	59:09.980	8	1	2:38.305	34.463	51.314	1:12.528	159.4		21:18.369												
21	2	2:57.321	40.463	57.818	1:19.040	131.2	1:02:07.301	9	1	2:40.542	34.694	52.998	1:12.850	158.4	23:58.911														
															10		1	2:35.915	34.076	50.374	1:11.465	159.6	26:34.826						
															11		1	2:36.676	33.942	50.572	1:12.162	161.3	29:11.502						
															12		1	2:37.576	34.715	50.397	1:12.464	160.4	31:49.078						
															13		1	7:21.712 B	34.605	50.606	5:56.501	155.2	39:10.790						
															14		1	2:52.132	48.514	50.774	1:12.844	108.7	42:02.922						
															15		1	2:39.145	34.826	51.578	1:12.741	156.1	44:42.067						
															16		1	2:36.848	34.395	50.341	1:12.112	161.6	47:18.915						
															17		1	2:40.416	34.163	51.393	1:14.860	158.7	49:59.331						
															18		1	2:38.692	34.121	50.336	1:14.235	159.9	52:38.023						
															19		1	2:39.341	34.305	51.121	1:13.915	158.9	55:17.364						
															20		1	2:53.236	34.017	49.798	1:29.421	157.3	58:10.600						
															21	1	2:39.300	35.205	51.006	1:13.089	154.7	1:00:49.900							
															22	1	2:38.234	34.548	50.983	1:12.703	156.6	1:03:28.134							
																						52	A.R. Alfasud Ti G2/H1 - T/1300						
															1	1	2:41.588	40.830	50.666	1:10.092			2:41.588						
															2	1	2:32.020	32.764	49.114	1:10.142	163.8		5:13.608						
															3	1	2:32.642	33.350	49.389	1:09.903	160.9		7:46.250						
															4	1	2:32.317	32.908	49.117	1:10.292	160.6		10:18.567						
															5	1	2:32.333	33.124	49.298	1:09.911	163.3		12:50.900						
															6	1	2:32.032	33.206	48.779	1:10.047	160.9		15:22.932						
															7	1	2:34.077	34.696	48.837	1:10.544	161.3		17:57.009						
															8	1	2:34.613	32.523	49.857	1:12.233	165.9		20:31.622						
															9	1	2:36.947	32.905	49.430	1:14.612	160.6		23:08.569						
															10	1	4:00.822 B	33.063	49.603	2:38.156	160.6		27:09.391						
															11	2	3:01.647	56.314	51.527	1:13.806	98.2		30:11.038						
															12	2	2:39.525	33.846	51.881	1:13.798	160.6		32:50.563						
															13	2	2:35.308	33.502	50.131	1:11.675	162.3		35:25.871						
															14	2	2:36.981	33.632	51.724	1:11.625	158.4		38:02.852						
															15	2	2:35.551	33.524	50.542	1:11.485	161.3		40:38.403						
															16	2	3:06.021	37.377	50.723	1:37.921	160.9		43:44.424						
20	SC. VESUVIO 1.Marco MILLA 2.Massimo LUPOLI							A.R. Giulietta Ti iodo E - T/1300																					
	1	1	3:01.348	43.533	56.966	1:20.849		3:01.348																					
	2	1	2:55.035	36.865	57.058	1:21.112	155.9	5:56.383																					
	3	1	2:58.888	37.418	57.524	1:23.946	151.2	8:55.271																					
	4	1	2:58.455	37.821	59.660	1:20.974	142.8	11:53.726																					
	5	1	2:58.920	37.417	58.009	1:23.494	142.1	14:52.646																					
	6	1	2:55.855	36.785	58.524	1:20.546	149.7	17:48.501																					
	7	1	2:56.267	37.213	57.173	1:21.881	149.5	20:44.768																					
	8	1	5:06.154 B	39.311	59.603	3:27.240	138.5	25:50.922																					
	9	2	3:16.730	53.481	1:00.404	1:22.845	103.1	29:07.652																					
	10	2	3:03.539	38.955	59.542	1:25.042	133.1	32:11.191																					
	11	2	2:58.582	37.836	58.243	1:22.503	138.5	35:09.773																					
	12	2	2:58.777	37.748	57.943	1:23.086	144.6	38:08.550																					
	13	2	2:57.977	37.783	57.836	1:22.358	152.7	41:06.527																					
	14	2	2:59.997	38.437	58.260	1:23.300	124.1	44:06.524																					
	15	2	2:58.067	37.538	58.805	1:21.724	149.3	47:04.591																					
	16	2	2:59.050	37.295	58.801	1:22.954	148.0	50:03.641																					
	17	2	2:56.858	37.009	56.706	1:23.143	148.7	53:00.499																					
	18	2	3:01.128	37.895	58.584	1:24.649	140.7	56:01.627																					
	19	2	2:57.274	37.768	57.915	1:21.591	152.9	58:58.901																					
	20	2	3:00.698	37.895	57.586	1:25.217	151.2	1:01:59.599																					
39	CIRCOLO DELLA BIELLA 1.Matteo PANINI 2.Andrea PERGREFFI							Ginetta G12 GR - GTP/1600																					
	1	2	2:30.689	44.088	45.259	1:01.342		2:30.689																					
	2	2	2:04.841	26.634	40.818	57.389	226.6	4:35.530																					
	3	2	2:08.952	27.212	42.108	59.632	215.6	6:44.482																					
	4	2	2:07.723	27.496	41.582	58.645	209.2	8:52.205																					



Campionato Italiano Autostoriche Gruppo Peroni Race 11-12.07.2020 Race

Sector Analysis

— Invalidated Lap
■ Personal Best
■ Session Best
■ Crossing the finish line in the pit lane

Lap	D	Time	Sector 1	Sector 2	Sector 3	T.Spd	Elapsed	Lap	D	Time	Sector 1	Sector 2	Sector 3	T.Spd	Elapsed
17	2	2:40.407	36.398	52.254	1:11.755	149.9	46:24.831	21	1	2:22.600	30.068	47.270	1:05.262	180.6	52:20.273
18	2	2:37.404	34.700	51.049	1:11.655	157.7	49:02.235	22	1	2:22.909	29.951	46.389	1:06.569	197.5	54:43.182
19	2	2:38.201	34.234	51.522	1:12.445	160.6	51:40.436	23	1	2:23.041	29.594	46.690	1:06.757	196.4	57:06.223
20	2	2:36.423	33.722	50.131	1:12.570	160.1	54:16.859	24	1	2:26.256	31.556	47.524	1:07.176	188.7	59:32.479
21	2	2:34.817	33.352	50.070	1:11.395	159.6	56:51.676	25	1	2:24.399	30.925	46.761	1:06.713	178.5	1:01:56.878
22	2	2:38.840	33.765	52.466	1:12.609	157.0	59:30.516								
23	2	2:37.409	34.371	50.390	1:12.648	160.1	1:02:07.925								

64
Fiat 128
i2/H1 - TC/1150

1.Loris Antonio PAPA

1	1	2:59.957	44.579	57.259	1:18.119		2:59.957
2	1	2:47.012	36.055	53.468	1:17.489	153.2	5:46.969
3	1	2:46.220	37.534	53.616	1:15.070	132.6	8:33.189
4	1	2:47.940	36.926	55.750	1:15.264	137.1	11:21.129
5	1	2:51.345	37.744	55.798	1:17.803	144.4	14:12.474
6	1	2:52.441	37.816	55.953	1:18.672	144.0	17:04.915
7	1	2:51.131	39.612	55.130	1:16.389	148.0	19:56.046
8	1	2:51.223	37.198	56.126	1:17.899	137.1	22:47.269
9	1	2:51.378	37.372	55.749	1:18.257	137.8	25:38.647
10	1	2:52.068	37.703	54.899	1:19.466	138.2	28:30.715
11	1	4:20.156 B	37.299	57.393	2:45.464	147.4	32:50.871
12	1	3:05.560	52.774	55.398	1:17.388	103.4	35:56.431
13	1	2:50.687	37.996	54.981	1:17.710	138.2	38:47.118
14	1	2:49.814	39.337	54.654	1:15.823	145.8	41:36.932
15	1	2:44.129	35.696	53.078	1:15.355	149.7	44:21.061
16	1	2:46.999	35.491	54.139	1:17.369	150.8	47:08.060
17	1	2:43.847	34.548	55.212	1:14.087	156.1	49:51.907
18	1	2:49.169	35.899	55.543	1:17.727	141.7	52:41.076
19	1	2:45.741	36.962	53.109	1:15.670	147.4	55:26.817
20	1	2:45.724	37.436	53.549	1:14.739	151.4	58:12.541
21	1	2:42.291	35.174	52.224	1:14.893	154.7	1:00:54.832
22	1	2:44.536	36.348	53.086	1:15.102	139.4	1:03:39.368

72
Ford Sierra Cosworth
i2 - A/oltre 2000

1.Enrico GERARDI

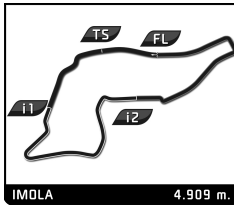
1	1	2:36.102	37.986	49.082	1:09.034		2:36.102
2	1	2:24.223	30.581	47.313	1:06.329	175.2	5:00.325
3	1	2:27.704	30.958	48.258	1:08.488	179.7	7:28.029
4	1	2:24.627	30.098	49.066	1:05.463	197.5	9:52.656
5	1	2:21.604	30.835	46.378	1:04.391	183.7	12:14.260
6	1	2:23.007	29.764	46.728	1:06.515	193.1	14:37.267
7	1	2:22.114	29.671	46.020	1:06.423	193.8	16:59.381
8	1	2:19.613	29.310	46.114	1:04.189	201.2	19:18.994
9	1	2:21.485	30.457	46.981	1:04.047	184.7	21:40.479
10	1	2:20.532	29.125	45.758	1:05.649	200.1	24:01.011
11	1	2:21.196	30.237	45.895	1:05.064	191.7	26:22.207
12	1	2:24.443	30.260	48.936	1:05.247	186.7	28:46.650
13	1	4:01.243 B	29.839	46.670	2:44.734	197.8	32:47.893
14	1	2:46.291	45.441	52.279	1:08.571	137.8	35:34.184
15	1	2:23.475	31.373	46.873	1:05.229	176.4	37:57.659
16	1	2:23.587	30.310	46.876	1:06.401	191.4	40:21.246
17	1	2:25.184	29.827	47.630	1:07.727	197.8	42:46.430
18	1	2:24.661	30.849	47.486	1:06.326	181.5	45:11.091
19	1	2:21.979	30.347	46.421	1:05.211	192.1	47:33.070
20	1	2:24.603	30.202	47.946	1:06.455	194.2	49:57.673

92
GRT MOTORSPORT
1.Mario MONTANARO
BMW 2002
i2/H1 - TC/2000

1	1	3:01.371	45.160	58.214	1:17.997		3:01.371
2	1	2:57.087	37.725	59.219	1:20.143	148.0	5:58.458
3	1	3:00.377	38.905	58.402	1:23.070	137.1	8:58.835
4	1	2:55.876	39.303	59.127	1:17.446	129.1	11:54.711
5	1	2:54.837	38.611	59.652	1:16.574	142.3	14:49.548
6	1	2:54.547	36.170	58.354	1:20.023	153.8	17:44.095
7	1	2:53.068	36.733	57.725	1:18.610	160.1	20:37.163
8	1	2:48.573	36.826	55.825	1:15.922	143.2	23:25.736
9	1	2:57.279	37.426	57.116	1:22.737	154.3	26:23.015
10	1	2:54.420	39.087	57.172	1:18.161	136.0	29:17.435
11	1	2:54.755	37.659	57.917	1:19.179	138.2	32:12.190
12	1	4:29.296 B	34.990	55.304	2:59.002	154.5	36:41.486
13	1	3:12.001	1:00.448	55.934	1:15.619	91.2	39:53.487
14	1	2:52.759	37.101	56.811	1:18.847	149.5	42:46.246
15	1	2:50.248	38.664	55.973	1:15.611	140.9	45:36.494
16	1	2:50.693	38.254	55.477	1:16.962	140.9	48:27.187
17	1	2:52.257	36.722	57.513	1:18.022	150.8	51:19.444
18	1	2:49.801	37.543	55.506	1:16.752	132.5	54:09.245
19	1	2:49.616	37.610	56.482	1:15.524	148.0	56:58.861
20	1	2:48.486	36.949	55.488	1:16.049	151.0	59:47.347
21	1	2:47.234	36.840	55.177	1:15.217	140.6	1:02:34.581

94
SC. TAZIO NUVOLARI
1.Gisberto CORAZZARI
2.Piero CORAZZARI
Ford Escort MKI
i2/H1 - TC/2000

1	2	2:11.950	29.509	43.321	59.120		2:11.950
2	2	2:11.645	27.444	43.155	1:01.046	197.5	4:23.595
3	2	2:08.469	27.163	42.237	59.069	205.9	6:32.064
4	2	2:09.896	26.935	42.692	1:00.269	216.0	8:41.960
5	2	2:07.712	26.858	41.720	59.134	209.2	10:49.672
6	2	2:09.588	28.331	41.347	59.910	197.8	12:59.260
7	2	2:08.531	26.941	41.891	59.699	214.3	15:07.791
8	2	2:08.305	26.942	42.550	58.813	216.9	17:16.096
9	2	2:09.258	27.236	43.568	58.454	207.5	19:25.354
10	2	2:07.551	27.405	41.687	58.459	212.1	21:32.905
11	2	2:07.118	26.645	41.947	58.526	217.3	23:40.023
12	2	2:06.478	26.671	41.512	58.295	214.7	25:46.501
13	2	2:06.794	27.175	41.879	57.740	216.9	27:53.295
14	2	2:07.105	26.535	41.906	58.664	215.6	30:00.400
15	2	2:09.087	27.859	41.580	59.648	207.9	32:09.487
16	2	2:09.866	26.946	42.343	1:00.577	213.4	34:19.353
17	2	3:36.471 B	27.466	42.091	2:26.914	208.3	37:55.824
18	1	2:51.192	51.762	49.635	1:09.795	117.2	40:47.016
19	1	2:25.426	32.337	47.685	1:05.404	158.4	43:12.442
20	1	2:22.335	30.823	45.779	1:05.733	172.1	45:34.777
21	1	2:23.769	33.654	46.564	1:03.551	158.2	47:58.546
22	1	2:23.234	31.068	46.094	1:06.072	167.2	50:21.780
23	1	2:22.502	30.639	45.979	1:05.884	182.5	52:44.282



Campionato Italiano Autostoriche Gruppo Peroni Race 11-12.07.2020 Race

Sector Analysis

— Invalidated Lap ■ Personal Best ■ Session Best B Crossing the finish line in the pit lane

Lap	D	Time	Sector 1	Sector 2	Sector 3	T.Spd	Elapsed	Lap	D	Time	Sector 1	Sector 2	Sector 3	T.Spd	Elapsed
24	1	2:21.099	32.315	45.232	1:03.552	162.6	55:05.381	20	1	2:28.776	32.240	48.364	1:08.172	165.9	50:12.428
25	1	2:25.146	34.001	45.943	1:05.202	150.3	57:30.527	21	1	2:28.421	32.387	48.311	1:07.723	163.6	52:40.849
26	1	2:21.342	30.233	46.847	1:04.262	172.4	59:51.869	22	1	2:22.658	31.902	46.517	1:04.239	163.3	55:03.507
27	1	2:18.823	31.024	44.854	1:02.945	177.0	1:02:10.692	23	1	2:22.300	31.595	46.186	1:04.519	172.4	57:25.807

99

1.Massimiliano DEL NIBBIO
2.Andrea CASTRONOVO

BMW 2002 Ti
i2/H1 - TC/2000

1	2	2:23.059	33.583	45.614	1:03.862		2:23.059
2	2	2:17.929	29.371	44.696	1:03.862	199.7	4:40.988
3	2	2:17.996	29.501	45.022	1:03.473	193.1	6:58.984
4	2	2:17.580	29.818	44.752	1:03.010	193.5	9:16.564
5	2	2:17.647	29.257	45.093	1:03.297	195.6	11:34.211
6	2	2:16.932	29.280	44.269	1:03.383	195.6	13:51.143
7	2	2:17.322	29.419	44.946	1:02.957	193.1	16:08.465
8	2	2:17.589	29.224	44.962	1:03.403	194.6	18:26.054
9	2	2:20.060	29.115	45.455	1:05.490	195.6	20:46.114
10	2	2:16.450	28.926	44.472	1:03.052	196.4	23:02.564
11	2	2:14.203	28.465	43.852	1:01.886	196.0	25:16.767
12	2	2:15.057	28.683	44.684	1:01.690	199.3	27:31.824
13	2	2:16.339	29.039	45.061	1:02.239	200.5	29:48.163
14	2	2:17.676	29.143	44.998	1:03.535	195.3	32:05.839
15	2	3:58.046B	28.605	44.817	2:44.624	198.2	36:03.885
16	1	2:40.617	47.409	48.038	1:05.170	130.8	38:44.502
17	1	2:24.886	31.632	47.682	1:05.572	172.4	41:09.388
18	1	2:23.489	30.378	46.260	1:06.851	180.0	43:32.877
19	1	2:19.529	30.174	45.007	1:04.348	180.6	45:52.406
20	1	2:21.569	30.144	45.336	1:06.089	179.7	48:13.975
21	1	2:23.901	31.187	47.131	1:05.583	170.2	50:37.876
22	1	2:21.715	30.529	45.699	1:05.487	171.5	52:59.591
23	1	2:19.928	30.470	45.470	1:03.988	178.8	55:19.519
24	1	2:17.666	29.797	44.972	1:02.897	188.0	57:37.185
25	1	2:16.913	29.256	44.696	1:02.961	196.0	59:54.098
26	1	2:17.298	29.705	44.782	1:02.811	196.4	1:02:11.396

104

1.Giovanni PUTELLI

Lotus Elan
o G1-GTS/1600

1	1	2:31.824	37.535	47.830	1:06.459		2:31.824
2	1	2:27.130	32.158	47.586	1:07.386	167.7	4:58.954
3	1	2:26.752	31.697	47.534	1:07.521	174.7	7:25.706
4	1	2:25.764	32.079	47.255	1:06.430	165.9	9:51.470
5	1	2:22.514	31.006	46.346	1:05.162	167.2	12:13.984
6	1	2:24.129	30.667	46.442	1:07.020	181.5	14:38.113
7	1	2:25.195	30.369	48.690	1:06.136	173.8	17:03.308
8	1	2:24.399	30.697	47.286	1:06.416	178.8	19:27.707
9	1	2:22.926	30.409	46.724	1:05.793	183.7	21:50.633
10	1	3:53.665B	30.426	47.223	2:36.016	182.2	25:44.298
11	1	2:36.205	42.116	47.448	1:06.641	122.6	28:20.503
12	1	2:23.531	31.517	47.038	1:04.976	177.9	30:44.034
13	1	2:22.727	30.986	46.020	1:05.721	176.4	33:06.761
14	1	2:24.182	31.637	46.998	1:05.547	158.9	35:30.943
15	1	2:23.637	31.807	46.535	1:05.295	153.2	37:54.580
16	1	2:25.060	30.618	47.462	1:06.980	176.1	40:19.640
17	1	2:28.939	32.068	48.488	1:08.383	163.8	42:48.579
18	1	2:30.218	32.686	48.376	1:09.156	156.1	45:18.797
19	1	2:24.855	30.988	47.377	1:06.490	171.3	47:43.652

106

SC. AB MOTORSPORT
1.Giovanni SERIO
2.Francesco PANTALEO

A.R. Giulia Sprint GTA
/H1 - GTS/1600

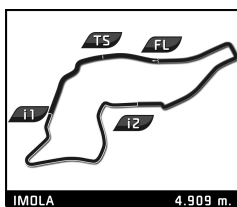
1	2	2:19.415	32.192	44.945	1:02.278		2:19.415
2	2	2:15.224	28.938	43.873	1:02.413	200.1	4:34.639
3	2	2:15.001	29.269	43.812	1:01.920	195.3	6:49.640
4	2	2:14.574	28.942	43.834	1:01.798	194.2	9:04.214
5	2	2:16.998	31.021	44.683	1:01.294	196.4	11:21.212
6	2	2:15.470	28.587	44.496	1:02.387	200.5	13:36.682
7	2	2:15.273	29.031	44.160	1:02.082	194.9	15:51.955
8	2	2:15.813	29.068	44.651	1:02.094	196.7	18:07.768
9	2	2:16.081	28.596	44.576	1:02.909	197.5	20:23.849
10	2	2:16.268	28.895	44.831	1:02.542	194.6	22:40.117
11	2	2:16.668	29.071	44.476	1:03.121	196.4	24:56.785
12	2	2:15.502	29.118	44.000	1:02.384	194.9	27:12.287
13	2	2:15.151	29.287	43.640	1:02.224	194.6	29:27.438
14	2	3:39.969B	29.011	44.780	2:26.178	195.6	33:07.407
15	1	2:37.334	47.747	45.475	1:04.112	131.8	35:44.741
16	1	2:19.673	29.933	45.645	1:04.095	193.5	38:04.414
17	1	2:18.441	29.513	45.400	1:03.528	193.1	40:22.855
18	1	2:21.816	30.091	46.541	1:05.184	197.8	42:44.671
19	1	2:18.578	29.344	46.089	1:03.145	195.3	45:03.249
20	1	2:17.257	29.254	45.300	1:02.703	195.3	47:20.506
21	1	2:17.702	29.178	45.687	1:02.837	195.6	49:38.208
22	1	2:18.195	29.724	44.695	1:03.776	197.5	51:56.403
23	1	2:16.932	29.211	44.773	1:02.948	195.3	54:13.335
24	1	2:20.574	31.372	45.787	1:03.415	194.2	56:33.909
25	1	2:18.890	29.349	45.537	1:04.004	194.6	58:52.799
26	1	2:18.332	29.861	45.267	1:03.204	191.4	1:01:11.131
27	1	2:18.759	29.499	45.807	1:03.453	188.0	1:03:29.890

107

AB MOTORSPORT
1.Andrea DAMIANI
2.Renato BENUSIGLIO

Porsche 911 S
/H1 - GTS/2000

1	2	2:27.440	35.062	47.372	1:05.006		2:27.440
2	2	2:23.643	30.125	47.240	1:06.278	202.0	4:51.083
3	2	2:23.662	30.559	47.688	1:05.415	196.4	7:14.745
4	2	2:22.073	30.128	46.696	1:05.249	201.6	9:36.818
5	2	2:21.464	29.856	46.360	1:05.248	197.5	11:58.282
6	2	2:24.284	32.148	46.874	1:05.262	172.7	14:22.566
7	2	2:22.714	30.286	47.234	1:05.194	190.4	16:45.280
8	2	2:21.816	30.360	46.518	1:04.938	198.2	19:07.096
9	2	2:22.094	30.384	46.367	1:05.343	189.3	21:29.190
10	2	2:22.606	30.402	46.752	1:05.452	191.7	23:51.796
11	2	4:29.821B	30.687	47.430	3:11.704	186.7	28:21.617
12	1	2:40.265	47.429	47.259	1:05.577	134.8	31:01.882
13	1	2:23.794	30.654	47.383	1:05.757	191.7	33:25.676
14	1	2:22.147	30.720	47.054	1:04.373	174.7	35:47.823
15	1	2:20.292	29.359	46.263	1:04.670	209.2	38:08.115

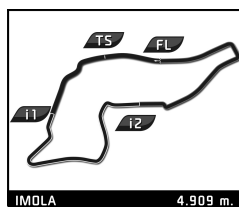


Campionato Italiano Autostoriche Gruppo Peroni Race 11-12.07.2020 Race

Sector Analysis

— Invalidated Lap ■ Personal Best ■ Session Best B Crossing the finish line in the pit lane

Lap	D	Time	Sector 1	Sector 2	Sector 3	T.Spd	Elapsed	Lap	D	Time	Sector 1	Sector 2	Sector 3	T.Spd	Elapsed
108	TAZIO NUVOLARI Porsche 914/6 /H1 - GTS/2000							24	2	2:09.041	27.110	42.919	59.012	221.0	54:19.430
	1.Andrea ZANNONI							25	2	2:08.983	27.669	42.858	58.456	208.3	56:28.413
1	1	2:25.040	34.321	46.428	1:04.291		2:25.040	26	2	2:10.543	27.457	42.637	1:00.449	223.3	58:38.956
2	1	2:18.008	29.479	45.395	1:03.134	202.4	4:43.048	27	2	2:08.318	27.370	42.405	58.543	220.0	1:00:47.274
3	1	2:16.139	28.871	44.684	1:02.584	201.2	6:59.187	28	2	2:09.105	28.125	42.292	58.688	197.8	1:02:56.379
4	1	2:19.910	31.354	45.034	1:03.522	190.0	9:19.097	<div style="border: 1px solid black; padding: 5px; margin-bottom: 5px;"> 126 </div> 1.Thomas GIOVANNINI 2.Michele RIGONI Fiat Ritmo 65 H2/I - TC/1300							
5	1	2:18.964	29.238	46.849	1:02.877	198.6	11:38.061								
6	1	2:17.096	29.070	45.162	1:02.864	202.4	13:55.157								
7	1	2:16.613	29.110	45.488	1:02.015	200.8	16:11.770								
8	1	2:15.067	29.176	44.479	1:01.412	202.0	18:26.837								
9	1	2:17.294	28.979	45.203	1:03.112	203.1	20:44.131								
10	1	2:16.114	29.158	44.910	1:02.046	200.8	23:00.245								
11	1	2:15.858	29.127	44.792	1:01.939	203.1	25:16.103								
12	1	2:15.127	28.978	44.394	1:01.755	199.3	27:31.230								
13	1	2:17.036	29.412	45.806	1:01.818	200.5	29:48.266								
14	1	2:17.157	28.670	45.033	1:03.454	204.7	32:05.423								
15	1	3:41.800 B	28.669	44.077	2:29.054	200.1	35:47.223								
16	1	2:35.599	46.010	46.454	1:03.135	126.3	38:22.822								
17	1	2:18.274	29.472	46.729	1:02.073	205.1	40:41.096								
18	1	2:19.178	30.044	46.615	1:02.519	202.0	43:00.274								
19	1	2:16.854	29.691	44.432	1:02.731	210.8	45:17.128								
20	1	2:16.487	29.403	45.114	1:01.970	196.0	47:33.615								
21	1	2:20.760	30.006	46.472	1:04.282	198.2	49:54.375								
22	1	2:17.714	29.675	45.275	1:02.764	199.3	52:12.089								
23	1	2:21.543	29.413	44.592	1:07.538	203.5	54:33.632								
24	1	2:23.900	31.811	46.278	1:05.811	181.9	56:57.532								
25	1	2:19.730	29.673	46.179	1:03.878	199.3	59:17.262								
26	1	2:22.700	30.575	46.224	1:05.901	199.3	1:01:39.962								
115	SC. AB MOTORSPORT Porsche 911 3.0 GTS/ oltre 2500							<div style="border: 1px solid black; padding: 5px; margin-bottom: 5px;"> 138 </div> 1.Andrea TESSARO Fiat X1/9 H2/I - SIL/1600							
	1.Andrea CABIANCA														
2.Maurizio FRATTI															
1	1	2:14.721	30.179	44.356	1:00.186		2:14.721								
2	1	2:12.315	27.909	43.588	1:00.818	211.7	4:27.036								
3	1	2:11.910	27.990	43.510	1:00.410	218.2	6:38.946								
4	1	2:12.660	28.104	43.500	1:01.056	208.8	8:51.606								
5	1	2:10.820	27.821	43.532	59.467	214.7	11:02.426								
6	1	2:10.302	27.463	43.179	59.660	221.0	13:12.728								
7	1	2:13.420	27.662	44.424	1:01.334	219.6	15:26.148								
8	1	2:14.183	28.031	44.052	1:02.100	207.1	17:40.331								
9	1	2:12.493	28.041	43.980	1:00.472	212.5	19:52.824								
10	1	2:11.926	28.043	43.627	1:00.256	215.1	22:04.750								
11	1	2:11.843	27.670	43.390	1:00.783	218.7	24:16.593								
12	1	2:10.995	27.894	43.440	59.661	213.8	26:27.588								
13	1	2:13.140	27.687	44.971	1:00.482	215.1	28:40.728								
14	1	2:11.314	27.926	43.397	59.991	213.4	30:52.042								
15	1	3:42.588 B	27.643	43.479	2:31.466	214.7	34:34.630								
16	2	2:26.478	42.686	43.795	59.997	136.4	37:01.108								
17	2	2:10.592	28.115	43.091	59.386	210.0	39:11.700								
18	2	2:10.326	27.527	43.570	59.229	220.0	41:22.026								
19	2	2:09.971	27.478	42.715	59.778	220.5	43:31.997								
20	2	2:09.712	28.354	42.931	58.427	217.3	45:41.709								
21	2	2:09.311	27.930	43.156	58.225	215.1	47:51.020								
22	2	2:09.675	26.825	43.696	59.154	223.3	50:00.695								
23	2	2:09.694	27.544	43.613	58.537	221.0	52:10.389								
1	1	2:17.517	32.670	44.037	1:00.810		2:17.517								
2	1	2:10.410	27.656	41.581	1:01.173	200.1	4:27.927								
3	1	2:11.920	27.391	43.502	1:01.027	200.5	6:39.847								
4	1	2:12.666	27.565	43.325	1:01.776	198.6	8:52.513								
5	1	2:11.124	27.997	42.720	1:00.407	200.5	11:03.637								
6	1	2:10.141	27.598	42.175	1:00.368	199.7	13:13.778								
7	1	2:10.047	27.616	42.798	59.633	197.1	15:23.825								
8	1	2:09.084	27.880	41.594	59.610	195.6	17:32.909								
9	1	2:08.688	27.523	41.573	59.592	199.7	19:41.597								
10	1	2:08.440	27.573	41.105	59.762	196.4	21:50.037								
11	1	2:11.385	27.563	43.893	59.929	197.5	24:01.422								
12	1	2:09.827	27.301	42.301	1:00.225	203.5	26:11.249								
13	1	2:11.699	28.627	42.059	1:01.013	196.7	28:22.948								
14	1	2:10.619	28.707	42.461	59.451	203.1	30:33.567								
15	1	2:08.201	27.776	41.365	59.060	197.5	32:41.768								
16	1	3:29.445 B	28.163	41.876	2:19.406	196.4	36:11.213								
17	1	2:23.444	40.323	43.153	59.968	138.5	38:34.657								
18	1	2:10.821	27.754	42.208	1:00.859	196.4	40:45.478								
19	1	2:09.799	27.535	42.509	59.755	199.7	42:55.277								

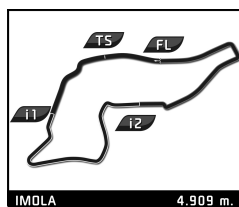


Campionato Italiano Autostoriche Gruppo Peroni Race 11-12.07.2020 Race

Sector Analysis

— Invalidated Lap
 ■ Personal Best
 ■ Session Best
 ■ Crossing the finish line in the pit lane

Lap	D	Time	Sector 1	Sector 2	Sector 3	T.Sp	Elapsed	Lap	D	Time	Sector 1	Sector 2	Sector 3	T.Sp	Elapsed
A.R. GTAm H2/I - SIL/2000															
141 1.Roberto ARNALDI															
1	1	2:11.457	28.990	42.751	59.716		2:11.457								
2	1	2:08.515	27.053	42.191	59.271	214.7	4:19.972								
3	1	2:08.188	27.325	42.147	58.716	209.6	6:28.160								
4	1	2:07.809	27.117	41.701	58.991	207.5	8:35.969								
5	1	2:08.384	27.636	42.189	58.559	211.7	10:44.353								
6	1	2:09.585	27.487	42.671	59.427	212.1	12:53.938								
7	1	2:08.264	27.656	42.036	58.572	212.1	15:02.202								
8	1	2:08.476	27.396	42.261	58.819	210.8	17:10.678								
9	1	2:08.620	28.023	42.126	58.471	212.5	19:19.298								
10	1	2:09.201	27.529	42.509	59.163	213.4	21:28.499								
11	1	2:08.793	27.378	42.752	58.663	209.6	23:37.292								
12	1	2:09.354	27.837	42.363	59.154	209.6	25:46.646								
13	1	2:07.460	27.564	41.730	58.166	216.4	27:54.106								
14	1	2:10.322	27.158	41.924	1:01.240	214.3	30:04.428								
15	1	2:09.831	27.480	42.849	59.502	213.0	32:14.259								
16	1	2:07.808	27.090	41.998	58.720	210.8	34:22.067								
17	1	3:34.436	27.619	42.288	2:24.529	210.4	37:56.503								
18	1	2:30.437	46.555	43.346	1:00.536	128.9	40:26.940								
19	1	2:10.338	27.925	42.772	59.641	209.6	42:37.278								
20	1	2:09.347	27.596	42.361	59.390	207.9	44:46.625								
21	1	2:10.762	27.966	42.882	59.914	210.4	46:57.387								
22	1	2:11.666	27.723	43.313	1:00.630	207.9	49:09.053								
23	1	2:13.260	28.346	43.463	1:01.451	200.1	51:22.313								
24	1	2:14.118	29.032	44.242	1:00.844	189.3	53:36.431								
25	1	2:10.313	28.129	42.788	59.396	202.0	55:46.744								
26	1	2:09.387	27.557	42.254	59.576	208.8	57:56.131								
27	1	2:08.573	27.635	42.376	58.562	209.2	1:00:04.704								
28	1	2:14.209	27.636	42.931	1:03.642	210.8	1:02:18.913								
GRT Motorsport 1.Gianluca CECCHINI															
151															
BMW 635 - SIL/oltre 2000															
1	1	2:37.732	39.136	51.097	1:07.499		2:37.732								
2	1	2:23.857	31.180	46.467	1:06.210	187.0	5:01.589								
3	1	2:27.031	30.734	47.882	1:08.415	191.4	7:28.620								
4	1	2:22.914	30.054	47.030	1:05.830	189.7	9:51.534								
5	1	2:19.678	29.329	45.300	1:05.049	201.2	12:11.212								
6	1	2:22.912	29.541	46.458	1:06.913	188.3	14:34.124								
7	1	2:19.764	29.421	45.312	1:05.031	196.7	16:53.888								
8	1	2:21.212	29.642	47.131	1:04.439	195.6	19:15.100								
9	1	2:22.992	29.393	47.056	1:06.543	194.6	21:38.092								
10	1	2:21.239	29.315	45.639	1:06.285	195.6	23:59.331								
11	1	2:20.344	29.421	45.693	1:05.230	195.3	26:19.675								
12	1	3:48.593	29.537	45.823	2:33.233	188.3	30:08.268								
13	1	2:39.012	46.788	45.243	1:06.981	133.3	32:47.280								
14	1	2:19.249	29.325	45.294	1:04.630	200.1	35:06.529								
15	1	3:57.312	29.988	47.496	2:39.828	181.5	39:03.841								
16	1	5:06.215	51.935	55.750	3:18.530	117.3	44:10.056								
17	1	2:52.791	49.792	52.308	1:10.691	111.5	47:02.847								
18	1	2:32.565	33.326	49.403	1:09.836	173.8	49:35.412								
19	1	2:34.133	33.080	49.058	1:11.995	174.1	52:09.545								
20	1	2:34.656	34.582	50.471	1:09.603	162.3	54:44.201								
21	1	2:36.970	32.115	51.633	1:13.222	174.9	57:21.171								
22	1	2:42.868	34.265	54.817	1:13.786	166.7	1:00:04.039								
23	1	2:39.922	35.547	52.111	1:12.264	152.1	1:02:43.961								
TEAM BASSANO 1.Mario MASSAGLIA															
156															
Porsche 935 Turbo - SIL/oltre 2000															
1	1	2:04.094	27.086	41.214	55.794		2:04.094								
2	1	4:18.735	25.256	41.303	3:12.176	248.5	6:22.829								
3	1	2:20.169	42.640	40.674	56.855	165.4	8:42.998								
4	1	2:04.543	27.071	41.072	56.400	190.7	10:47.541								
1.Giovanni BASSI															
158															
Peugeot 205 GTi odo J2 - A/2000															
1	1	2:38.007	38.798	50.853	1:08.356		2:38.007								
2	1	2:28.650	32.051	48.672	1:07.927	169.6	5:06.657								
3	1	2:27.117	31.513	47.734	1:07.870	183.7	7:33.774								
4	1	2:29.838	32.646	48.212	1:08.980	184.1	10:03.612								
SCUDERIA ETNA 1.Pierpaolo PIETRINI 2.Rosario SAPUPPO															
165															
Ford Sierra Cosworth 2 - N/oltre 2000															
1	2	2:18.473	31.276	44.991	1:02.206		2:18.473								
2	2	2:13.543	28.217	43.976	1:01.350	208.3	4:32.016								
3	2	2:13.052	28.310	43.742	1:01.000	206.7	6:45.068								
4	2	2:13.169	28.135	44.235	1:00.799	208.3	8:58.237								
5	2	2:14.822	28.066	44.325	1:02.431	212.5	11:13.059								
6	2	2:16.561	28.970	45.631	1:01.960	191.0	13:29.620								



Campionato Italiano Autostoriche Gruppo Peroni Race 11-12.07.2020 Race

Sector Analysis

— Invalidated Lap
 ■ Personal Best
 ■ Session Best
 ■ Crossing the finish line in the pit lane

Lap	D	Time	Sector 1	Sector 2	Sector 3	T.Spd	Elapsed	Lap	D	Time	Sector 1	Sector 2	Sector 3	T.Spd	Elapsed
7	2	2:13.894	28.618	44.175	1:01.101	198.2	15:43.514								
8	2	2:14.299	28.748	44.224	1:01.327	185.4	17:57.813								
9	2	2:15.628	28.243	44.610	1:02.775	198.2	20:13.441								
10	2	7:58.880 B	32.937	50.285	6:35.658	152.1	28:12.321								
11	1	2:31.425	44.219	44.863	1:02.343	133.3	30:43.746								
12	1	2:12.430	27.988	43.621	1:00.821	197.5	32:56.176								
13	1	2:10.963	27.371	43.114	1:00.478	214.3	35:07.139								

166

SC. DEL GRIFONE A.R. 75

1. Francesco LIBERATORE I2 - A/oltre 2000

2. Francesco ZADOTTI

1	1	2:14.523	30.485	43.545	1:00.493		2:14.523
2	1	2:11.095	27.494	42.938	1:00.663	218.2	4:25.618
3	1	2:11.522	27.631	42.798	1:01.093	205.1	6:37.140
4	1	2:10.040	27.450	42.535	1:00.055	210.8	8:47.180
5	1	2:10.461	27.556	42.856	1:00.049	202.8	10:57.641
6	1	2:09.147	27.418	42.345	59.384	205.5	13:06.788
7	1	2:08.787	27.245	41.931	59.611	201.2	15:15.575
8	1	2:10.307	27.229	42.447	1:00.631	206.7	17:25.882
9	1	2:10.779	27.641	42.962	1:00.176	214.3	19:36.661
10	1	2:10.043	27.533	42.036	1:00.474	210.0	21:46.704
11	1	2:10.971	27.547	42.942	1:00.482	205.1	23:57.675
12	1	2:11.654	27.785	43.371	1:00.498	204.7	26:09.329
13	1	2:13.682	29.076	43.035	1:01.571	186.7	28:23.011
14	1	2:11.501	27.948	43.393	1:00.160	210.4	30:34.512
15	1	2:08.111	27.240	41.716	59.155	189.0	32:42.623
16	1	2:10.913	28.022	42.804	1:00.087	192.4	34:53.536
17	1	3:34.424 B	26.874	41.978	2:25.572	218.2	38:27.960
18	1	2:41.895	49.284	48.082	1:04.529	123.9	41:09.855
19	1	2:19.538	30.764	44.802	1:03.972	171.3	43:29.393
20	1	2:17.574	30.187	44.461	1:02.926	180.6	45:46.967
21	1	2:16.094	29.365	45.095	1:01.634	192.4	48:03.061
22	1	2:15.712	29.261	43.711	1:02.740	185.0	50:18.773
23	1	2:14.857	29.047	44.043	1:01.767	190.0	52:33.630
24	1	2:15.087	28.900	43.245	1:02.942	191.7	54:48.717
25	1	2:15.821	28.967	44.199	1:02.655	191.7	57:04.538
26	1	2:17.081	29.775	44.172	1:03.134	186.7	59:21.619
27	1	2:25.164	30.579	45.657	1:08.928	178.2	1:01:46.783

168

GRT Motorsport A.R. 75

1. Enrico GUASTI I2 - A/oltre 2000

1	1	2:37.554	38.345	50.700	1:08.509		2:37.554
2	1	2:28.912	32.056	48.425	1:08.431	175.5	5:06.466
3	1	2:27.023	31.067	47.908	1:08.048	189.7	7:33.489
4	1	2:28.691	32.515	48.130	1:08.046	180.9	10:02.180
5	1	2:29.710	31.839	49.026	1:08.845	182.5	12:31.890
6	1	2:30.168	31.629	49.116	1:09.423	180.9	15:02.058
7	1	2:28.851	31.378	48.572	1:08.901	179.4	17:30.909
8	1	2:32.791	33.410	49.984	1:09.397	163.8	20:03.700
9	1	2:29.338	32.098	49.224	1:08.016	174.7	22:33.038
10	1	2:26.306	30.903	47.713	1:07.690	189.0	24:59.344
11	1	2:31.808	33.392	49.357	1:09.059	163.1	27:31.152
12	1	2:25.635	31.578	46.851	1:07.206	172.7	29:56.787
13	1	4:00.917 B	31.907	47.757	2:41.253	177.3	33:57.704
14	1	2:54.468	58.765	48.427	1:07.276	113.9	36:52.172
15	1	2:25.776	31.399	47.303	1:07.074	184.4	39:17.948

169

1. Massimiliano QUARESIMA Maserati Biturbo

I2 - A/oltre 2000

1	1	2:20.499	33.028	45.012	1:02.459		2:20.499
2	1	2:15.444	28.359	44.994	1:02.091	213.4	4:35.943
3	1	2:16.025	28.865	44.776	1:02.384	204.7	6:51.968
4	1	2:14.768	28.458	44.310	1:02.000	208.3	9:06.736
5	1	2:14.024	28.264	44.567	1:01.193	209.2	11:20.760
6	1	2:13.310	28.094	43.919	1:01.297	211.3	13:34.070
7	1	2:15.856	28.585	45.088	1:02.183	198.6	15:49.926
8	1	2:13.805	28.661	43.792	1:01.352	204.7	18:03.731
9	1	2:13.325	28.016	44.137	1:01.172	212.5	20:17.056
10	1	2:15.616	29.024	44.107	1:02.485	194.9	22:32.672
11	1	2:15.370	28.530	44.286	1:02.554	197.1	24:48.042
12	1	2:14.558	28.756	44.184	1:01.618	207.1	27:02.600
13	1	2:14.294	28.646	43.828	1:01.820	204.3	29:16.894
14	1	3:29.800 B	28.593	44.237	2:16.970	199.3	32:46.694
15	1	2:30.415	44.449	43.578	1:02.388	135.0	35:17.109
16	1	2:14.309	28.688	43.940	1:01.681	207.9	37:31.418
17	1	2:14.294	28.490	44.067	1:01.737	207.5	39:45.712
18	1	2:18.735	28.493	45.550	1:04.692	207.9	42:04.447
19	1	2:15.217	29.186	44.403	1:01.628	193.5	44:19.664
20	1	2:15.137	28.293	44.685	1:02.159	205.1	46:34.801
21	1	2:14.649	28.933	44.676	1:01.040	202.8	48:49.450
22	1	2:15.142	27.988	44.509	1:02.645	210.4	51:04.592
23	1	2:14.421	28.465	43.682	1:02.274	207.9	53:19.013
24	1	2:14.410	28.439	44.251	1:01.720	196.4	55:33.423
25	1	2:14.327	28.871	44.354	1:01.102	207.5	57:47.750
26	1	2:15.466	29.408	43.945	1:02.113	193.8	1:00:03.216
27	1	2:17.500	31.548	44.575	1:01.377	163.3	1:02:20.716

174

1. Giuseppe BOSSOLI Porsche 944 Turbo

2. Fabio BOSSOLI I2 - B/oltre 1600

1	1	2:22.938	35.346	45.829	1:01.763		2:22.938
---	---	----------	--------	--------	-----------------	--	----------

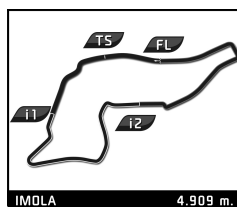
175

TEAM ITALIA BMW 323i

1. Giovanni AMBROSO MSA/oltre 2500

2. Denny ZARDO

1	1	2:31.819	39.642	48.179	1:03.998		2:31.819
2	1	2:20.191	30.393	45.791	1:04.007	189.3	4:52.010
3	1	2:13.922	29.596	44.458	59.868	185.7	7:05.932
4	1	2:39.076 B	29.471	46.293	1:23.312	192.8	9:45.008
5	1	2:28.782	42.182	44.221	1:02.379	161.8	12:13.790
6	1	2:14.592	28.673	45.852	1:00.067	191.7	14:28.382
7	1	2:10.053	27.771	44.038	58.244	210.8	16:38.435
8	1	2:07.576	27.520	41.994	58.062	198.2	18:46.011
9	1	3:37.074 B	28.137	43.307	2:25.630	193.5	22:23.085
10	2	2:21.337	43.700	40.625	57.012	153.8	24:44.422
11	2	2:00.661	25.652	39.828	55.181	219.1	26:45.083
12	2	2:00.895	25.388	39.661	55.846	224.2	28:45.978
13	2	2:00.392	25.000	40.707	54.685	237.3	30:46.370
14	2	2:00.296	25.966	39.614	54.716	216.0	32:46.666
15	2	2:00.439	25.057	41.162	54.220	229.1	34:47.105
16	2	1:58.835	25.172	38.881	54.782	232.6	36:45.940
17	2	1:58.617	25.097	39.149	54.371	234.2	38:44.557



Campionato Italiano Autostoriche

Gruppo Peroni Race 11-12.07.2020

Race

Sector Analysis

— Invalidated Lap ■ Personal Best ■ Session Best B Crossing the finish line in the pit lane

Lap	D	Time	Sector 1	Sector 2	Sector 3	T.Sp	Elapsed	Lap	D	Time	Sector 1	Sector 2	Sector 3	T.Sp	Elapsed
18	2	1:59.227	24.954	39.393	54.880	233.1	40:43.784								
19	2	2:00.202	25.548	38.857	55.797	227.1	42:43.986								
20	2	1:58.573	24.983	39.209	54.381	232.1	44:42.559								
21	2	2:02.868	26.036	40.751	56.081	217.3	46:45.427								
22	2	2:03.003	26.132	40.543	56.328	216.9	48:48.430								
23	2	2:04.527	26.036	40.645	57.846	209.6	50:52.957								
24	2	2:06.464	26.430	41.888	58.146	211.7	52:59.421								
25	2	2:07.866	27.155	42.304	58.407	210.4	55:07.287								
26	2	2:01.308	26.955	39.693	54.660	205.9	57:08.595								
27	2	2:01.903	25.710	40.002	56.191	225.7	59:10.498								
28	2	2:01.340	25.615	39.798	55.927	220.5	1:01:11.838								

176

TVR Tuscan Speed 8 GT
MSA/oltre 2500

1.Vito TRUGLIA
2.Gilles GIOVANNINI

1	1	2:10.288	28.623	42.551	59.114		2:10.288								
2	1	2:11.716	27.993	43.948	59.775	196.7	4:22.004								
3	1	2:09.320	27.651	42.580	59.089	200.5	6:31.324								
4	1	2:10.839	27.338	42.672	1:00.829	202.4	8:42.163								
5	1	2:07.764	27.137	42.575	58.052	201.2	10:49.927								
6	1	2:08.142	27.402	41.269	59.471	206.3	12:58.069								
7	1	2:07.345	26.839	41.641	58.865	209.6	15:05.414								
8	1	2:07.987	27.986	42.513	57.488	209.6	17:13.401								
9	1	2:08.878	28.636	42.334	57.908	196.7	19:22.279								
10	1	2:06.517	27.027	42.256	57.234	205.5	21:28.796								
11	1	4:33.478 B	27.572	41.759	3:24.147	188.0	26:02.274								
12	2	2:20.561	42.004	41.499	57.058	147.0	28:22.835								
13	2	2:02.250	26.167	40.604	55.479	212.5	30:25.085								
14	2	2:03.499	26.684	41.074	55.741	196.4	32:28.584								
15	2	2:03.411	26.299	41.309	55.803	198.2	34:31.995								
16	2	2:03.624	26.633	41.237	55.754	197.1	36:35.619								
17	2	2:05.475	26.250	41.642	57.583	205.1	38:41.094								
18	2	2:04.174	26.666	40.819	56.689	187.7	40:45.268								
19	2	2:05.062	26.705	42.058	56.299	202.0	42:50.330								
20	2	2:04.813	27.879	41.474	55.460	177.9	44:55.143								
21	2	2:03.738	26.162	41.060	56.516	203.5	46:58.881								
22	2	2:05.579	26.475	43.846	55.258	196.7	49:04.460								
23	2	2:03.286	27.031	40.728	55.527	185.4	51:07.746								
24	2	2:03.317	26.139	41.092	56.086	196.7	53:11.063								
25	2	2:04.006	26.711	40.838	56.457	197.5	55:15.069								
26	2	2:05.090	27.159	41.125	56.806	191.7	57:20.159								
27	2	2:06.547	26.872	41.762	57.913	189.7	59:26.706								
28	2	2:06.867	26.918	41.941	58.008	193.8	1:01:33.573								