

Coppa Italia Turismo/Lotus Cup

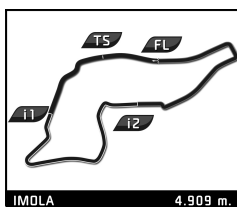
Gruppo Peroni Race 11-12.07.2020

Free Practice 2

Sector Analysis

— Invalidated Lap ■ Personal Best ■ Session Best B Crossing the finish line in the pit lane

Lap	Time	Sector 1	Sector 2	Sector 3	Kph	Elapsed	Lap	Time	Sector 1	Sector 2	Sector 3	Kph	Elapsed
1 BF Motorsport Audi RS3 LMS DSG 1.Edoardo BARBOLINI 1A							1	3:28.489	1:17.048	1:00.349	1:11.092	80.7	3:28.489
1	3:10.681	1:22.062	44.816	1:03.803	88.2	3:10.681	2	2:22.567	31.674	47.173	1:03.720	124.0	5:51.056
2	2:01.371	26.676	39.426	55.269	145.6	5:12.052	3	2:16.165	29.499	44.333	1:02.333	129.8	8:07.221
3	2:03.179	24.943	43.304	54.932	143.5	7:15.231	4	2:13.896	28.954	43.835	1:01.107	132.0	10:21.117
4	2:00.853	25.297	39.220	56.336	146.2	9:16.084	5	2:17.965	28.587	43.992	1:05.386	128.1	12:39.082
5	2:05.978	26.355	43.319	56.304	140.3	11:22.062	6	4:07.805B	30.720	50.312	2:46.773	71.3	16:46.887
6	1:58.614	24.962	38.875	54.777	149.0	13:20.676	7	2:51.865	1:02.772	46.132	1:02.961	102.8	19:38.752
7	5:44.619B	27.977	55.793	4:20.849	51.3	19:05.295	8	2:15.884	28.866	43.126	1:03.892	130.1	21:54.636
8	2:16.270	40.886	40.293	55.091	129.7	21:21.565	9	2:13.552	29.226	43.224	1:01.102	132.3	24:08.188
9	1:58.073	25.052	38.644	54.377	149.7	23:19.638							
10	2:00.147	25.517	38.840	55.790	147.1	25:19.785							
003 AGV RACING Lotus Elise Cup PB-R 1.Alberto GRISI GC							8 Speed Motor Bmw 318 E 46 1.Karim SARTORI 2B						
1	5:03.359	3:08.253	47.310	1:07.796	55.5	5:03.359	1	3:30.089	1:17.917	1:00.179	1:11.993	80.1	3:30.089
2	2:14.972	30.218	43.817	1:00.937	130.9	7:18.331	2	2:23.784	30.492	48.351	1:04.941	122.9	5:53.873
3	2:12.700	28.830	43.398	1:00.472	133.2	9:31.031	3	2:18.103	29.604	45.446	1:03.053	128.0	8:11.976
4	2:16.611	28.673	44.598	1:03.340	129.4	11:47.642	4	2:14.760	29.212	44.617	1:00.931	131.1	10:26.736
5	2:13.656	28.525	43.759	1:01.372	132.2	14:01.298	5	2:19.108	28.836	44.786	1:05.486	127.0	12:45.844
6	3:38.665	47.996	1:08.739	1:41.930	80.8	17:39.963	6	3:50.659B	28.481	44.096	2:38.082	76.6	16:36.503
7	2:16.168	31.289	44.297	1:00.582	129.8	19:56.131	7	2:49.258	49.973	53.200	1:06.085	104.4	19:25.761
8	2:15.240	28.594	46.404	1:00.242	130.7	22:11.371	8	2:16.885	29.437	44.894	1:02.554	129.1	21:42.646
9	2:12.130	30.399	42.067	59.664	133.8	24:23.501	9	2:15.315	29.692	43.995	1:01.628	130.6	23:57.961
3 Gruppo Piloti Forlivesi BMW E90 1.Alberto FUMAGALLI 1B							9 Cupra TCR DSG 1.Alessandro REVELLO 1A 2.Fabio FABIANI						
1	3:47.379	1:56.535	48.129	1:02.715	74.0	3:47.379	1	3:25.665	1:39.561	45.756	1:00.348	81.8	3:25.665
2	2:03.040	25.818	40.047	57.175	143.6	5:50.419	2	2:05.253	27.266	41.588	56.399	141.1	5:30.918
3	1:59.605	25.634	39.771	54.200	147.8	7:50.024	3	2:01.812	25.754	39.861	56.197	145.1	7:32.730
4	4:08.198B	25.252	39.852	3:03.094	71.2	11:58.222	4	3:16.663B	25.418	41.393	2:09.852	89.9	10:49.393
5	2:53.209	49.783	40.720	1:22.706	102.0	14:51.431	5	2:33.533	44.808	46.531	1:02.194	115.1	13:22.926
6	3:36.240	1:06.876	1:22.157	1:07.207	81.7	18:27.671	6	4:04.473B	25.632	54.732	2:44.109	72.3	17:27.399
7	2:04.175	26.933	41.299	55.943	142.3	20:31.846	7	2:32.853	53.585	43.625	55.643	115.6	20:00.252
8	2:22.259	26.197	47.985	1:08.077	124.2	22:54.105	8	2:02.248	25.671	40.707	55.870	144.6	22:02.500
9	2:00.745	25.682	39.925	55.138	146.4	24:54.850	9	2:00.475	25.303	39.742	55.430	146.7	24:02.975
6 ADV MOTORSPORT Lotus Elise Cup PB-R 1.Vito UTZIERI							11 AGGRESSIVE TEAM ITA Lotus Elise Cup PB-R 1.Franco NESPOLI						
1	4:16.076	2:31.433	44.183	1:00.460	65.7	4:16.076	1	4:47.851	2:55.222	51.252	1:01.377	58.4	4:47.851
2	2:08.410	27.886	41.855	58.669	137.6	6:24.486	2	2:04.237	27.312	41.333	55.592	142.2	6:52.088
3	2:06.039	27.107	41.345	57.587	140.2	8:30.525	3	2:00.994	25.943	39.831	55.220	146.1	8:53.082
4	2:04.974	27.027	41.014	56.933	141.4	10:35.499	4	2:09.023	27.363	45.308	56.352	137.0	11:02.105
5	2:05.184	26.890	40.869	57.425	141.2	12:40.683	5	2:01.105	25.951	39.773	55.381	145.9	13:03.210
6	4:34.362B	27.268	41.074	3:26.020	64.4	17:15.045	6	4:34.408B	28.422	56.360	3:09.626	64.4	17:37.618
7	2:30.027	50.374	41.984	57.669	117.8	19:45.072	7	2:25.171	45.465	43.858	55.848	121.7	20:02.789
8	2:07.966	27.476	41.133	59.357	138.1	21:53.038	8	2:04.192	26.022	41.703	56.467	142.3	22:06.981
							9	2:00.684	25.842	39.603	55.239	146.4	24:07.665
							10	2:02.283	25.820	39.791	56.672	144.5	26:09.948
7 Speed Motor Bmw 318 E 46 1.Riccardo GIANI 2B							14 Elite Motorsport VW Golf GTI TCR DSG 1.Walter PUGLIESE 1A						
1	5:03.973	3:03.871	52.930	1:07.172	55.3	5:03.973	1	5:03.973	3:03.871	52.930	1:07.172	55.3	5:03.973
2	2:19.929	31.533	47.628	1:00.768	126.3	7:23.902	2	2:19.929	31.533	47.628	1:00.768	126.3	7:23.902
3	2:08.933	27.038	43.741	58.154	137.1	9:32.835	3	2:08.933	27.038	43.741	58.154	137.1	9:32.835
4	2:09.954	29.190	42.802	57.962	136.0	11:42.789	4	2:09.954	29.190	42.802	57.962	136.0	11:42.789



Coppa Italia Turismo/Lotus Cup

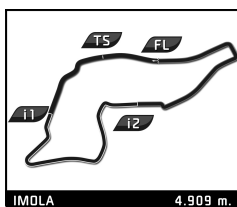
Gruppo Peroni Race 11-12.07.2020

Free Practice 2

Sector Analysis

— Invalidated Lap ■ Personal Best ■ Session Best B Crossing the finish line in the pit lane

Lap	Time	Sector 1	Sector 2	Sector 3	Kph	Elapsed	Lap	Time	Sector 1	Sector 2	Sector 3	Kph	Elapsed
015 PELLIN RACING 1.Giacomo GIUBERGIA Lotus Elise Cup PB-R													
1	5:02.745 B	2:18.516	46.195	1:58.034	55.6	5:02.745							
2	2:24.306	44.457	41.442	58.407	122.5	7:27.051							
3	2:06.894	27.503	40.461	58.930	139.3	9:33.945							
4	2:06.496	28.413	42.068	56.015	139.7	11:40.441							
5	2:02.383	26.574	39.716	56.093	144.4	13:42.824							
6	4:43.829 B	26.549	59.681	3:17.599	62.3	18:26.653							
7	2:18.275	41.392	40.219	56.664	127.8	20:44.928							
8	2:05.344	26.207	40.348	58.789	141.0	22:50.272							
15 Elite Motorsport 1.Alfredo DE MATTEO VW Golf GTI TCR DSG 1A													
1	2:58.548	1:16.908	45.308	56.332	94.2	2:58.548							
2	2:02.476	25.746	39.123	57.607	144.3	5:01.024							
3	1:58.630	25.534	38.676	54.420	149.0	6:59.654							
4	1:57.775	24.759	38.404	54.612	150.1	8:57.429							
5	1:58.104	24.930	39.460	53.714	149.6	10:55.533							
6	5:05.470 B	26.288	39.079	4:00.103	57.9	16:01.003							
7	2:45.903	1:02.051	49.202	54.650	106.5	18:46.906							
8	1:57.844	25.310	38.560	53.974	150.0	20:44.750							
9	2:00.049	24.870	39.633	55.546	147.2	22:44.799							
10	1:58.525	24.984	38.968	54.573	149.1	24:43.324							
17 ABS Corse 1.Stefano QUERCIOLO Seat Leon Super Copa MKII 1C													
1	3:56.595	2:12.495	44.863	59.237	71.1	3:56.595							
2	2:04.826	26.492	41.881	56.453	141.6	6:01.421							
3	2:15.378	30.896	48.104	56.378	130.5	8:16.799							
4	2:01.555	25.370	40.215	55.970	145.4	10:18.354							
5	2:13.499	28.352	44.847	1:00.300	132.4	12:31.853							
18 DC Motorsport 1.Fiorello FIORE Audi RS3 LMS DSG 1A													
1	3:09.260	1:16.544	48.175	1:04.541	88.9	3:09.260							
2	2:09.076	28.059	42.513	58.504	136.9	5:18.336							
3	4:03.525 B	27.558	41.957	2:54.010	72.6	9:21.861							
4	2:23.695	42.181	43.697	57.817	123.0	11:45.556							
5	2:06.255	26.718	41.484	58.053	140.0	13:51.811							
6	3:05.796	27.284	54.626	1:43.886	95.1	16:57.607							
7	2:29.312	43.993	42.648	1:02.671	118.4	19:26.919							
8	2:04.908	26.296	41.168	57.444	141.5	21:31.827							
9	2:11.595	32.374	41.830	57.391	134.3	23:43.422							
10	2:05.515	26.704	41.372	57.439	140.8	25:48.937							
21 AC Racing 1.Alberto CIOFFI 2A													
1	2:37.083	50.468	44.771	1:01.844	107.1	2:37.083							
2	2:15.358	28.347	44.793	1:02.218	130.6	4:52.441							
3	2:09.063	27.278	42.413	59.372	136.9	7:01.504							
4	2:06.859	27.088	41.801	57.970	139.3	9:08.363							
5	3:34.251 B	27.303	44.074	2:22.874	82.5	12:42.614							
6	3:40.442	51.420	1:00.420	1:48.602	80.2	16:23.056							
7	2:44.969	57.105	49.060	58.804	107.1	19:08.025							
8	2:07.314	27.341	41.740	58.233	138.8	21:15.339							
9	2:10.658	27.658	41.424	1:01.576	135.3	23:25.997							
10	2:11.128	28.663	43.141	59.324	134.8	25:37.125							
23 AC Racing 1.Diego DI FABIO 2A													
1	2:29.940	49.662	42.104	58.174	112.2	2:29.940							
2	2:11.088	26.947	46.880	57.261	134.8	4:41.028							
3	2:04.213	26.590	40.632	56.991	142.3	6:45.241							
4	2:05.027	26.929	40.898	57.200	141.3	8:50.268							
5	2:03.942	26.517	40.459	56.966	142.6	10:54.210							
6	6:55.034 B	28.631	40.930	5:45.473	42.6	17:49.244							
7	2:26.199	44.435	41.862	59.902	120.9	20:15.443							
8	2:05.129	26.764	40.648	57.717	141.2	22:20.572							
9	2:03.923	26.671	40.336	56.916	142.6	24:24.495							
25 Clio Cup IV 2A 1.Giacomo TREBBI 2.Federico UGUCCIONE													
1	3:33.496	1:41.607	48.153	1:03.736	78.8	3:33.496							
2	2:13.833	28.422	44.523	1:00.888	132.0	5:47.329							
3	2:11.909	28.924	43.063	59.922	134.0	7:59.238							
4	2:11.361	28.369	42.775	1:00.217	134.5	10:10.599							
5	3:36.281 B	29.790	43.209	2:23.282	81.7	13:46.880							
6	3:50.311	1:00.718	1:09.362	1:40.231	76.7	17:37.191							
7	2:19.366	33.348	45.719	1:00.299	126.8	19:56.557							
8	2:14.070	28.525	45.019	1:00.526	131.8	22:10.627							
9	2:11.489	28.492	42.879	1:00.118	134.4	24:22.116							
026 Lotus Elise Cup PB-R GC 1.Stefano BAGNARIOL													
1	5:03.877	3:02.957	51.692	1:09.228	55.4	5:03.877							
2	2:22.322	32.153	48.892	1:01.277	124.2	7:26.199							
3	2:17.820	28.385	47.477	1:01.958	128.2	9:44.019							
4	2:14.802	28.504	44.275	1:02.023	131.1	11:58.821							
5	3:51.720 B	28.593	44.202	2:38.925	76.3	15:50.541							
6	3:07.329	1:05.520	1:00.764	1:01.045	94.3	18:57.870							
7	2:13.251	30.376	43.197	59.678	132.6	21:11.121							
8	2:11.538	28.160	43.712	59.666	134.4	23:22.659							
9	2:16.036	30.262	43.875	1:01.899	129.9	25:38.695							



Coppa Italia Turismo/Lotus Cup

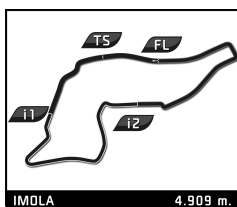
Gruppo Peroni Race 11-12.07.2020

Free Practice 2

Sector Analysis

— Invalidated Lap ■ Personal Best ■ Session Best B Crossing the finish line in the pit lane

Lap	Time	Sector 1	Sector 2	Sector 3	Kph	Elapsed	Lap	Time	Sector 1	Sector 2	Sector 3	Kph	Elapsed
26 1.Luigi GALLO Mini RS 2C													
1	5:15.372 B	1:08.133	55.822	3:11.417	53.3	5:15.372							
2	2:34.939	48.288	45.580	1:01.071	114.1	7:50.311							
3	2:09.021	27.552	42.201	59.268	137.0	9:59.332							
4	2:09.404	27.675	42.007	59.722	136.6	12:08.736							
5	5:24.618 B	27.864	44.728	4:12.026	54.4	17:33.354							
27 1.Virgilio Giuseppe DE VIRG Lotus Elise Cup PB-R													
1	4:17.753	2:32.017	44.487	1:01.249	65.3	4:17.753							
2	2:06.858	27.236	41.771	57.851	139.3	6:24.611							
3	2:09.839	27.645	44.279	57.915	136.1	8:34.450							
4	2:05.857	27.000	41.212	57.645	140.4	10:40.307							
5	2:05.090	26.894	40.850	57.346	141.3	12:45.397							
6	5:13.347 B	26.981	44.201	4:02.165	56.4	17:58.744							
7	2:24.978	44.668	41.913	58.397	121.9	20:23.722							
8	2:06.522	27.726	41.319	57.477	139.7	22:30.244							
9	2:05.370	26.908	41.181	57.281	141.0	24:35.614							
31 1.Federico BORRETT BMW M3 E36 1B													
1	3:17.319	1:29.301	46.369	1:01.649	85.3	3:17.319							
2	2:01.128	26.410	39.476	55.242	145.9	5:18.447							
3	2:00.986	25.577	39.613	55.796	146.1	7:19.433							
4	1:58.233	25.490	38.801	53.942	149.5	9:17.666							
5	5:36.145 B	25.108	41.772	4:29.265	52.6	14:53.811							
6	3:34.550	1:08.110	1:20.631	1:05.809	82.4	18:28.361							
7	2:03.792	27.030	41.064	55.698	142.8	20:32.153							
8	2:01.560	26.289	41.072	54.199	145.4	22:33.713							
9	1:58.429	25.548	38.778	54.103	149.2	24:32.142							
33 Speed Motor 1.Rolando BORDACCHINI Bmw 318 E 46 2B													
1	3:32.660	1:18.758	1:00.263	1:13.639	79.1	3:32.660							
2	2:26.433	30.726	49.200	1:06.507	120.7	5:59.093							
3	2:17.608	30.168	44.691	1:02.749	128.4	8:16.701							
34 DC Motorsport 1.Pierluigi SCARPELLINI Mitjet 2.0 2B													
1	3:48.152	1:52.101	50.051	1:06.000	73.7	3:48.152							
2	2:19.195	29.539	45.183	1:04.473	127.0	6:07.347							
3	3:34.086 B	29.466	45.293	2:19.327	82.5	9:41.433							
4	2:29.932	42.016	44.687	1:03.229	117.9	12:11.365							
5	2:23.948	29.386	43.826	1:10.736	122.8	14:35.313							
6	3:49.056	1:10.066	1:23.359	1:15.631	77.2	18:24.369							
7	2:15.468	29.063	44.582	1:01.823	130.5	20:39.837							
8	2:14.854	29.065	43.786	1:02.003	131.0	22:54.691							
37 Butti Motorsport 1.Alberto DE AMBROGGI 1B													
1	3:18.301	1:30.508	45.784	1:02.009	84.8	3:18.301							
2	2:02.961	26.761	40.231	55.969	143.7	5:21.262							
3	2:04.200	26.191	40.847	57.162	142.3	7:25.462							
4	2:03.123	25.959	40.910	56.254	143.5	9:28.585							
5	1:59.300	25.901	38.959	54.440	148.1	11:27.885							
6	2:00.502	25.685	38.642	56.175	146.7	13:28.387							
38 JOHNNY RAPINA 1.Fabio RADICE Lotus Elise Cup PB-R													
1	4:04.512	2:22.565	44.023	57.924	68.8	4:04.512							
2	2:03.629	26.682	40.306	56.641	142.9	6:08.141							
3	2:04.113	26.698	40.870	56.545	142.4	8:12.254							
4	4:41.030 B	26.217	39.981	3:34.832	62.9	12:53.284							
5	5:04.370 B	43.676	59.796	3:20.898	58.1	17:57.654							
6	2:24.088	44.822	41.480	57.786	122.7	20:21.742							
7	2:04.047	26.594	40.461	56.992	142.5	22:25.789							
8	2:02.652	26.335	40.269	56.048	144.1	24:28.441							
47 1.Antonio MARSILIA Renault Clio Cup 2C													
1	4:25.300	2:10.288	58.200	1:16.812	63.4	4:25.300							
2	2:35.236	34.300	50.913	1:10.023	113.8	7:00.536							
3	2:29.762	32.641	48.440	1:08.681	118.0	9:30.298							
4	2:29.229	32.515	50.370	1:06.344	118.4	11:59.527							
5	2:36.637	31.625	47.962	1:17.050	112.8	14:36.164							
6	3:56.529	1:10.486	1:24.514	1:21.529	74.7	18:32.693							
7	2:23.266	32.130	47.254	1:03.882	123.4	20:55.959							
8	2:21.078	30.551	46.842	1:03.685	125.3	23:17.037							
9	2:20.746	30.389	45.666	1:04.691	125.6	25:37.783							
55 JOHNNY RAPINA 1.Stefano ZERBI Lotus Elise Cup PB-R													
1	4:12.124	2:25.735	45.119	1:01.270	66.7	4:12.124							
2	2:06.138	27.837	41.396	56.905	140.1	6:18.262							
3	2:06.289	26.905	40.916	58.468	139.9	8:24.551							
4	2:04.554	28.044	40.221	56.289	141.9	10:29.105							
5	3:37.987 B	26.785	40.684	2:30.518	81.1	14:07.092							
6	3:40.573	1:00.983	1:10.314	1:29.276	80.1	17:47.665							
7	2:07.969	28.242	41.154	58.573	138.1	19:55.634							
8	2:03.338	27.188	40.281	55.869	143.3	21:58.972							
9	2:15.994	26.591	39.588	1:09.815	129.9	24:14.966							
65 1.Pasquale SERRATORE Lotus Elise Cup PB-R													
1	4:13.447	2:24.779	45.787	1:02.881	66.4	4:13.447							
2	2:10.378	27.651	43.035	59.692	135.5	6:23.825							
3	2:10.433	27.365	44.686	58.382	135.5	8:34.258							
4	4:22.685 B	28.068	41.869	3:12.748	67.3	12:56.943							



Coppa Italia Turismo/Lotus Cup

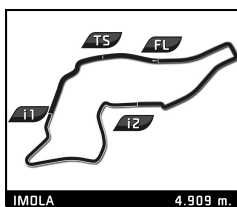
Gruppo Peroni Race 11-12.07.2020

Free Practice 2

Sector Analysis

— Invalidated Lap ■ Personal Best ■ Session Best B Crossing the finish line in the pit lane

Lap	Time	Sector 1	Sector 2	Sector 3	Kph	Elapsed	Lap	Time	Sector 1	Sector 2	Sector 3	Kph	Elapsed			
5	3:33.718	43.914	57.204	1:52.600	82.7	16:30.661	10	2:03.097	25.880	41.374	55.843	143.6	25:07.775			
6	2:44.435	54.796	49.983	59.656	107.5	19:15.096	77 MM Motorsport 1.Alessio AIELLO Honda Civic Type R FK7 TCR 1A	1	2:32.655	44.329	46.478	1:01.848	110.2	2:32.655		
7	2:10.245	27.990	42.228	1:00.027	135.7	21:25.341		2	2:04.885	27.450	42.825	54.610	141.5	4:37.540		
8	2:07.576	27.288	42.137	58.151	138.5	23:32.917		3	1:59.293	25.379	39.906	54.008	148.1	6:36.833		
9	2:06.627	27.230	41.499	57.898	139.6	25:39.544		4	1:58.009	25.174	39.316	53.519	149.8	8:34.842		
069 1.Daniel GRIMALDI Lotus Elise Cup PB-R GC	1	4:16.422	2:32.561	44.179	59.682	65.6		4:16.422	5	4:03.934 B	29.045	41.348	2:53.541	72.4	12:38.776	
	2	2:05.300	27.056	40.894	57.350	141.0		6:21.722	6	3:18.076	44.164	53.775	1:40.137	89.2	15:56.852	
	3	2:03.365	26.407	39.762	57.196	143.3		8:25.087	7	2:48.740	55.072	58.286	55.382	104.7	18:45.592	
	4	3:36.920 B	26.646	39.946	2:30.328	81.5		12:02.007	8	1:58.003	24.996	39.526	53.481	149.8	20:43.595	
	5	2:49.830	46.570	40.797	1:22.463	104.1		14:51.837	9	1:58.073	24.927	39.295	53.851	149.7	22:41.668	
	6	3:34.909	1:07.284	1:21.997	1:05.628	82.2		18:26.746	10	2:09.577	32.387	42.141	55.049	136.4	24:51.245	
	7	2:02.713	26.664	40.243	55.806	144.0	20:29.459	79 MM Motorsport 1.Camillo PICCIN 2.Rino DE LUCA Honda Civic Type R 2B	1	3:26.480	1:13.027	58.457	1:14.996	81.5	3:26.480	
	8	2:03.240	26.461	40.624	56.155	143.4	22:32.699		2	2:20.062	33.127	45.791	1:01.144	126.2	5:46.542	
	9	2:03.322	27.308	39.586	56.428	143.3	24:36.021		3	2:14.806	29.352	45.749	59.705	131.1	8:01.348	
	69 BF Motorsport 1.Francesca RAFFAELE Audi RS3 TCR Seq 1A	1	3:24.829	1:40.694	43.950	1:00.185	82.1		3:24.829	4	2:08.927	28.041	42.307	58.579	137.1	10:10.275
2		2:04.084	26.537	41.355	56.192	142.4	5:28.913		5	2:07.263	27.707	42.176	57.380	138.9	12:17.538	
3		2:00.827	25.519	40.183	55.125	146.3	7:29.740		6	2:14.796	27.913	41.752	1:05.131	131.1	14:32.334	
4		2:03.135	25.328	40.413	57.394	143.5	9:32.875		7	3:49.329	1:10.603	1:23.953	1:14.773	77.1	18:21.663	
5		2:01.811	26.671	39.992	55.148	145.1	11:34.686		8	2:08.720	28.533	42.251	57.936	137.3	20:30.383	
6		1:58.824	25.214	38.879	54.731	148.7	13:33.510		9	2:06.234	27.193	41.739	57.302	140.0	22:36.617	
7		5:20.422 B	26.404	57.966	3:56.052	55.2	18:53.932		10	2:06.238	27.607	41.739	56.892	140.0	24:42.855	
8		2:21.985	44.433	41.266	56.286	124.5	21:15.917	093 1.Francesca BAGNARIOL Lotus Elise Cup PB-R GC	1	5:00.651	2:54.127	54.949	1:11.575	56.0	5:00.651	
9		1:59.549	25.065	39.489	54.995	147.8	23:15.466		2	2:36.756	34.402	52.775	1:09.579	112.7	7:37.407	
10		2:00.421	24.749	39.568	56.104	146.8	25:15.887		3	2:34.753	32.803	50.065	1:11.885	114.2	10:12.160	
71 SCAM RACING 1.Massimo ABBATI Lotus Elise Cup PB-R GC	1	5:03.335	3:07.686	47.500	1:08.149	55.5	5:03.335		4	3:50.963 B	33.248	52.061	2:25.654	76.5	14:03.123	
	2	2:17.293	31.146	44.261	1:01.886	128.7	7:20.628		5	3:44.469	1:03.121	1:10.717	1:30.631	78.7	17:47.592	
	3	2:19.592	29.057	44.064	1:06.471	126.6	9:40.220		6	2:35.231	34.906	52.481	1:07.844	113.8	20:22.823	
	4	5:39.838 B	28.995	43.476	4:27.367	52.0	15:20.058		7	2:33.868	31.427	52.394	1:10.047	114.9	22:56.691	
	5	3:26.180	1:05.342	1:10.229	1:10.609	85.7	18:46.238		8	2:35.800	32.942	50.225	1:12.633	113.4	25:32.491	
	6	2:13.039	29.065	43.320	1:00.654	132.8	20:59.277		93 1.Mattia ZILETTI Alfa Romeo 147 Cup 2C	1	6:38.500	4:04.463	1:04.747	1:29.290	42.2	6:38.500
	7	2:12.012	28.487	43.750	59.775	133.9	23:11.289			2	3:08.385	38.124	1:00.342	1:29.919	93.8	9:46.885
	8	2:24.593	28.747	43.526	1:12.320	122.2	25:35.882	3		2:58.450	37.992	57.258	1:23.200	99.0	12:45.335	
	72 BF Motorsport 1.Matteo BERGONZONI 2.Massimo PAGANINI Cupra TCR DSG 1A	1	3:37.425	1:45.296	48.788	1:03.341	77.4	3:37.425		4	3:33.867	36.763	1:08.622	1:48.482	82.6	16:19.202
		2	2:12.954	28.739	45.475	58.740	132.9	5:50.379		5	3:21.448	58.540	1:01.106	1:21.802	87.7	19:40.650
3		2:09.145	27.327	43.712	58.106	136.8	7:59.524	6		2:51.430	37.819	56.006	1:17.605	103.1	22:32.080	
4		2:04.113	26.522	40.795	56.796	142.4	10:03.637	7		2:58.152	39.948	57.598	1:20.606	99.2	25:30.232	
5		2:04.999	26.273	40.622	58.104	141.4	12:08.636	95 Elite Motorsport 1.Pierluigi MOSCONE 2.Luca M. ATTIANESE VW Golf GTI TCR DSG 1A		1	2:48.485	1:00.422	50.655	57.408	104.9	18:59.016
6		4:01.895 B	26.289	40.955	2:54.651	73.1	16:10.531			1	2:03.977	27.319	40.578	56.080	142.5	21:02.993
7		2:48.485	1:00.422	50.655	57.408	104.9	18:59.016			2	2:01.685	25.776	40.603	55.306	145.2	23:04.678
8		2:03.977	27.319	40.578	56.080	142.5	21:02.993									
9		2:01.685	25.776	40.603	55.306	145.2	23:04.678									



Coppa Italia Turismo/Lotus Cup

Gruppo Peroni Race 11-12.07.2020

Free Practice 2

Sector Analysis

— Invalidated Lap ■ Personal Best ■ Session Best B Crossing the finish line in the pit lane

Lap	Time	Sector 1	Sector 2	Sector 3	Kph	Elapsed	Lap	Time	Sector 1	Sector 2	Sector 3	Kph	Elapsed
1	4:46.966	2:54.757	51.097	1:01.112	58.6	4:46.966							
2	2:06.960	27.701	43.233	56.026	139.2	6:53.926							
3	2:01.799	26.059	40.873	54.867	145.1	8:55.725							
4	1:58.963	25.669	39.114	54.180	148.6	10:54.688							
5	1:58.614	26.028	38.298	54.288	149.0	12:53.302							
6	3:46.546 B	26.366	41.443	2:38.737	78.0	16:39.848							
7	2:45.388	51.040	52.319	1:02.029	106.9	19:25.236							
8	1:59.692	25.764	38.813	55.115	147.6	21:24.928							
9	1:58.852	25.136	38.537	55.179	148.7	23:23.780							
10	2:00.474	26.319	38.823	55.332	146.7	25:24.254							

99	Speed Motor	Bmw 318 E 46				
	1.Paolo VALERI	2B				
1	3:17.605	1:14.048	54.117	1:09.440	85.1	3:17.605
2	2:23.466	31.283	48.198	1:03.985	123.2	5:41.071

118	Butti Motorsport	Mitjet 2.0 T				
	1.Max PIGOLI	1B				
1	2:56.835	1:18.791	41.789	56.255	95.1	2:56.835
2	2:02.380	25.647	38.209	58.524	144.4	4:59.215
3	1:57.808	25.319	37.858	54.631	150.0	6:57.023
4	1:56.041	25.211	37.923	52.907	152.3	8:53.064

225	BD Racing	Cupra TCR				
	1.Alessandro GIARDELLI	1A				
1	2:22.407	38.387	45.586	58.434	118.1	2:22.407
2	2:04.340	28.901	39.943	55.496	142.1	4:26.747
3	2:00.782	25.786	39.453	55.543	146.3	6:27.529
4	2:02.854	25.618	41.384	55.852	143.8	8:30.383
5	2:57.823 B	25.692	39.193	1:52.938	99.4	11:28.206
6	2:14.963	39.847	39.533	55.583	130.9	13:43.169
7	3:57.628 B	25.339	53.719	2:38.570	74.4	17:40.797
8	2:20.331	42.817	42.549	54.965	125.9	20:01.128
9	2:04.152	25.761	41.817	56.574	142.3	22:05.280
10	2:00.610	25.525	39.262	55.823	146.5	24:05.890