

Coppa Italia Turismo

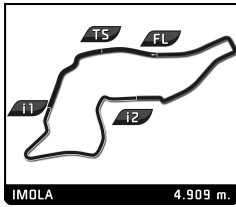
Gruppo Peroni Race 11-12.07.2020

Race 1

Sector Analysis

— Invalidated Lap ■ Personal Best ■ Session Best B Crossing the finish line in the pit lane

Lap	D	Time	Sector 1	Sector 2	Sector 3	T.Spd	Elapsed	Lap	D	Time	Sector 1	Sector 2	Sector 3	T.Spd	Elapsed		
1	BF Motorsport Audi RS3 LMS DSG							1A	7	1	2:10.303	28.342	41.645	1:00.316	201.2	16:29.680	
	1	Edoardo BARBOLINI	8	1	2:08.959	27.565	42.106		59.288	204.3	18:38.639						
	9	1	2:08.638	27.597	41.862	59.179	197.5		20:47.277								
	10	1	2:08.604	27.567	41.751	59.286	197.8		22:55.881								
	11	1	2:08.218	27.579	41.693	58.946	198.2		25:04.099								
	1	2:01.610	27.459	39.601	54.550		2:01.610										
	2	2:23.060	25.418	53.331	1:04.311	237.3	4:24.670										
	3	3:11.685	37.576	1:06.063	1:28.046	156.1	7:36.355										
	4	1:59.764	26.594	38.419	54.751	218.2	9:36.119										
	5	1:57.388	24.838	38.195	54.355	237.3	11:33.507										
	6	1:58.886	25.801	38.887	54.198	237.3	13:32.393										
	7	1:56.801	24.449	38.369	53.983	237.8	15:29.194										
	8	1:57.156	24.772	38.288	54.096	237.3	17:26.350										
9	1:57.242	24.517	38.176	54.549	238.9	19:23.592											
10	1:56.948	24.920	38.262	53.766	237.8	21:20.540											
11	1:56.663	24.513	38.196	53.954	238.4	23:17.203											
12	1:57.808	24.798	38.677	54.333	243.3	25:15.011											
3	Gruppo Piloti Forlivesi BMW E90							1B	1	2	2:07.916	31.467	40.492	55.957	2:07.916		
	2	2:21.577	25.901	54.611	1:01.065	232.6	4:29.493										
	3	3:09.413	37.338	1:06.463	1:25.612	118.3	7:38.906										
	4	2:03.276	28.454	40.195	54.627	199.3	9:42.182										
	5	2:01.050	26.140	40.792	54.118	222.4	11:43.232										
	6	1:58.909	25.390	39.039	54.480	220.5	13:42.141										
	7	2:00.639	27.534	38.772	54.333	210.0	15:42.780										
	8	1:59.780	25.548	39.388	54.844	242.8	17:42.560										
	9	1:58.267	25.015	38.878	54.374	245.0	19:40.827										
	10	2:00.349	25.562	39.279	55.508	213.0	21:41.176										
	11	1:58.240	25.042	38.967	54.231	242.2	23:39.416										
	12	1:59.138	25.468	39.536	54.134	225.7	25:38.554										
	7	Speed Motor Bmw 318 E 46							2B	1	1	2:20.415	35.375	43.705	1:01.335	2:20.415	
2		2:30.512	31.988	49.844	1:08.680	171.5	4:50.927										
3		1:53.854	31.508	56.990	1:25.356	167.5	7:44.781										
4		2:11.570	28.885	42.310	1:00.375	188.3	9:56.351										
5		2:12.137	28.432	43.508	1:00.197	197.1	12:08.488										
6		2:09.861	28.043	42.083	59.735	198.2	14:18.349										
7		2:10.980	28.538	42.214	1:00.228	197.1	16:29.329										
8		2:11.010	27.905	43.810	59.295	198.6	18:40.339										
9		2:09.228	27.429	42.810	58.989	197.5	20:49.567										
10		2:09.144	27.805	42.123	59.216	204.7	22:58.711										
11		2:09.492	27.638	41.692	1:00.162	197.1	25:08.203										
8		Speed Motor Bmw 318 E 46								2B	1	1	2:21.836	35.314	44.127	1:02.395	2:21.836
		2	2:30.851	33.665	48.977	1:08.209	154.1	4:52.687									
	3	2:53.565	31.720	57.588	1:24.257	158.0	7:46.252										
	4	2:12.650	29.584	43.199	59.867	189.3	9:58.902										
	5	2:10.687	27.469	42.649	1:00.569	199.3	12:09.589										
	6	2:09.788	27.660	42.122	1:00.006	201.2	14:19.377										
	9	1. Alessandro REVELLO Cupra TCR DSG							1A		1	2	2:08.586	32.097	41.064	55.425	2:08.586
		2	2:21.136	25.881	54.962	1:00.293	238.4	4:29.722									
		3	3:09.419	37.781	1:06.661	1:24.977	114.3	7:39.141									
		4	2:02.833	27.754	40.024	55.055	217.8	9:41.974									
		5	2:59.060	25.407	39.335	54.318	225.2	11:41.034									
		6	2:59.423	25.086	40.105	54.232	237.8	13:40.457									
		7	1:58.831	24.958	39.116	54.757	240.5	15:39.288									
8		2:00.582	25.445	40.703	54.434	237.3	17:39.870										
9		2:00.458	24.734	39.967	55.757	239.5	19:40.328										
10		2:12.311	25.280	39.513	1:07.518	234.7	21:52.639										
11		2:00.230	25.897	39.741	54.592	230.6	23:52.869										
12		1:59.277	25.179	39.502	54.596	230.6	25:52.146										
14		CALCAGNI Motorsport VW Golf GTI TCR DSG								1A	1	1	2:13.878	33.652	42.106	58.120	2:13.878
	2	2:17.374	26.422	51.083	59.869	230.1	4:31.252										
	3	3:08.429	37.280	1:06.382	1:24.767	120.0	7:39.681										
	4	2:04.801	27.982	41.221	55.598	219.1	9:44.482										
	5	2:00.605	25.572	40.130	54.903	234.2	11:45.087										
	6	1:59.630	25.165	39.523	54.942	234.7	13:44.717										
	7	2:01.204	26.947	39.495	54.762	234.7	15:45.921										
	8	2:00.581	25.361	39.648	55.572	235.2	17:46.502										
	9	1:59.949	25.524	39.441	54.984	234.2	19:46.451										
	10	2:04.052	25.290	39.156	59.606	231.6	21:50.503										
	11	2:00.911	27.172	39.168	54.571	230.6	23:51.414										
	12	1:59.674	25.279	38.911	55.484	232.6	25:51.088										
	15	CALCAGNI Motorsport VW Golf GTI TCR DSG							1A		1	1	2:15.695	39.246	40.518	55.931	2:15.695
2		2:24.033	27.555	52.178	1:04.300	237.3	4:39.728										
3		3:01.166	32.140	1:06.272	1:22.754	151.0	7:40.894										
4		2:01.692	27.321	39.732	54.639	229.6	9:42.586										
5		1:59.381	25.916	39.828	53.637	235.7	11:41.967										
6		1:58.052	24.434	39.199	54.419	236.8	13:40.019										
7		1:58.524	24.601	39.307	54.616	237.3	15:38.543										
8		1:59.348	25.757	39.856	53.735	237.8	17:37.891										
9		1:56.405	24.456	38.327	53.622	233.1	19:34.296										
10		1:57.043	24.633	38.519	53.891	233.6	21:31.339										
11		1:57.165	24.567	38.727	53.871	233.1	23:28.504										
12		1:55.817	24.502	38.148	53.167	234.7	25:24.321										
17		ABS Corse Seat Leon Super Copa MKII								1C	1	1	2:10.303	28.342	41.645	1:00.316	201.2
	8	1	2:08.959	27.565	42.106	59.288	204.3	18:38.639									
	9	1	2:08.638	27.597	41.862	59.179	197.5	20:47.277									
	10	1	2:08.604	27.567	41.751	59.286	197.8	22:55.881									
	11	1	2:08.218	27.579	41.693	58.946	198.2	25:04.099									



Coppa Italia Turismo

Gruppo Peroni Race 11-12.07.2020

Race 1

Sector Analysis

— Invalidated Lap ■ Personal Best ■ Session Best B Crossing the finish line in the pit lane

Lap	D	Time	Sector 1	Sector 2	Sector 3	T.Spd	Elapsed	Lap	D	Time	Sector 1	Sector 2	Sector 3	T.Spd	Elapsed
1	1	2:04.047	28.737	39.927	55.383		2:04.047	10	1	2:01.762	25.819	39.850	56.093	218.7	21:57.094
2	1	2:22.795	26.006	53.967	1:02.822	238.4	4:26.842	11	1	2:02.371	25.764	40.222	56.385	220.5	23:59.465
3	1	3:10.181	36.705	1:05.766	1:27.710	145.2	7:37.023	12	1	2:01.731	26.005	39.971	55.755	220.5	26:01.196
4	1	2:01.976	26.930	39.926	55.120	218.2	9:38.999								
5	1	2:00.924	25.390	39.765	55.769	240.5	11:39.923								
6	1	1:59.260	25.081	39.532	54.647	243.3	13:39.183								
7	1	1:58.736	24.930	39.224	54.582	242.2	15:37.919								
8	1	2:01.007	25.475	40.537	54.995	241.1	17:38.926								
9	1	2:00.798	25.194	39.601	56.003	237.3	19:39.724								
10	1	2:11.256	25.465	39.420	1:06.371	236.8	21:50.980								
11	1	2:03.784	27.695	40.546	55.543	237.8	23:54.764								
12	1	1:59.396	25.180	39.372	54.844	236.2	25:54.160								

18

DC Motorsport
1.Fiorello FIORE

Audi RS3 LMS DSG
1A

1	1	2:22.791	41.580	42.614	58.597		2:22.791
2	1	2:31.078	34.321	49.043	1:07.714	148.4	4:53.869
3	1	2:53.058	32.708	57.264	1:23.086	162.1	7:46.927
4	1	2:10.067	29.164	42.305	58.598	202.8	9:56.994
5	1	2:08.863	27.103	42.680	59.080	213.0	12:05.857
6	1	2:03.792	26.527	40.616	56.649	235.2	14:09.649
7	1	2:04.304	26.646	40.929	56.729	222.8	16:13.953
8	1	2:10.121	27.198	42.070	1:00.853	204.3	18:24.074
9	1	2:08.928	30.486	41.109	57.333	230.6	20:33.002
10	1	2:03.548	26.253	40.911	56.384	231.1	22:36.550
11	1	2:03.178	26.378	40.409	56.391	232.6	24:39.728
12	1	2:02.352	26.213	40.785	55.354	232.6	26:42.080

21

AC Racing
1.Alberto CIOFFI

2A

1	1	2:13.332	33.397	41.757	58.178		2:13.332
2	1	2:18.388	27.591	51.048	59.749	219.1	4:31.720
3	1	3:08.261	37.440	1:06.509	1:24.312	116.8	7:39.981
4	1	2:06.433	28.363	41.136	56.934	212.1	9:46.414
5	1	2:03.078	26.343	40.718	56.017	224.2	11:49.492
6	1	2:04.158	26.922	40.716	56.520	219.6	13:53.650
7	1	2:03.483	27.054	40.218	56.211	221.9	15:57.133
8	1	2:04.986	26.661	41.160	57.165	221.9	18:02.119
9	1	2:03.701	26.630	40.249	56.822	221.4	20:05.820
10	1	2:02.641	26.095	40.334	56.212	222.8	22:08.461
11	1	2:03.594	26.524	40.154	56.916	220.0	24:12.055
12	1	2:02.838	26.064	40.306	56.468	220.5	26:14.893

23

AC Racing
1.Diego DI FABIO

2A

1	1	2:14.433	34.047	42.231	58.155		2:14.433
2	1	2:24.853	28.308	52.261	1:04.284	223.3	4:39.286
3	1	3:01.422	31.944	1:05.917	1:23.561	159.4	7:40.708
4	1	2:06.166	28.511	41.528	56.127	214.7	9:46.874
5	1	2:02.755	26.171	40.780	55.804	221.4	11:49.629
6	1	2:01.089	26.268	39.506	55.315	220.0	13:50.718
7	1	2:01.521	26.047	39.828	55.646	220.0	15:52.239
8	1	2:01.309	25.715	39.929	55.665	219.6	17:53.548
9	1	2:01.784	25.834	40.063	55.887	219.6	19:55.332

25

Clio Cup IV
2A

2.Federico UGUCCIONI

1	2	2:18.148	34.139	43.776	1:00.233		2:18.148
2	2	2:21.993	28.938	49.224	1:03.831	193.8	4:40.141
3	2	3:01.999	32.482	1:06.085	1:23.432	146.8	7:42.140
4	2	2:11.705	28.748	42.368	1:00.589	200.5	9:53.845
5	2	2:12.259	28.601	43.920	59.738	201.6	12:06.104
6	2	2:08.615	27.798	41.657	59.160	207.5	14:14.719
7	2	2:11.746	28.740	42.473	1:00.533	206.7	16:26.465
8	2	2:09.738	28.678	41.775	59.285	205.1	18:36.203
9	2	2:09.133	27.869	41.523	59.741	206.3	20:45.336
10	2	2:09.151	28.149	41.444	59.558	205.1	22:54.487
11	2	2:08.150	27.500	41.529	59.121	204.7	25:02.637
12	2	2:10.330	27.655	42.139	1:00.536	206.7	27:12.967

26

Mini RS
2C

1.Luigi GALLO

1	1	2:14.029	33.039	41.673	59.317		2:14.029
2	1	2:24.978	28.350	52.074	1:04.554	221.4	4:39.007
3	1	3:01.391	31.565	1:05.889	1:23.937	157.7	7:40.398
4	1	2:08.142	28.612	42.094	57.436	215.6	9:48.540
5	1	2:06.815	26.959	41.712	58.144	221.9	11:55.355
6	1	2:06.812	27.048	41.556	58.208	208.8	14:02.167
7	1	2:08.462	28.271	41.869	58.322	206.3	16:10.629
8	1	2:16.238	28.400	42.122	1:05.716	215.6	18:26.867
9	1	2:10.720	31.176	41.467	58.077	174.4	20:37.587
10	1	2:07.536	27.645	41.186	58.705	209.6	22:45.123
11	1	2:06.373	26.709	41.516	58.148	219.1	24:51.496
12	1	2:06.953	26.785	41.540	58.628	217.3	26:58.449

31

BMW M3 E36
1B

1.Federico BORRETT

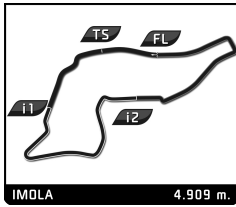
1	1	2:06.352	31.033	40.146	55.173		2:06.352
2	1	2:22.401	26.224	54.475	1:01.702	216.4	4:28.753
3	1	3:09.604	37.065	1:06.084	1:26.455	130.8	7:38.357
4	1	1:59.460	26.589	39.185	53.686	224.2	9:37.817
5	1	1:55.834	24.749	37.910	53.175	237.3	11:33.651
6	1	1:54.664	24.421	37.661	52.582	249.0	13:28.315
7	1	1:55.137	24.527	37.968	52.642	222.4	15:23.452
8	1	1:57.407	24.925	39.055	53.427	229.6	17:20.859
9	1	1:56.117	24.733	37.723	53.661	245.6	19:16.976
10	1	1:56.328	24.628	38.142	53.558	247.3	21:13.304
11	1	1:55.970	24.585	38.081	53.304	246.7	23:09.274
12	1	1:56.224	24.662	38.074	53.488	249.6	25:05.498

33

Speed Motor
1.Rolando BORDACCHINI

Bmw 318 E 46
2B

1	1	2:26.777	35.989	46.882	1:03.906		2:26.777
2	1	2:27.637	30.971	48.957	1:07.709	171.8	4:54.414



Coppa Italia Turismo

Gruppo Peroni Race 11-12.07.2020

Race 1

Sector Analysis

— Invalidated Lap ■ Personal Best ■ Session Best B Crossing the finish line in the pit lane

Lap	D	Time	Sector 1	Sector 2	Sector 3	T.Spd	Elapsed	Lap	D	Time	Sector 1	Sector 2	Sector 3	T.Spd	Elapsed
3	1	2:52.557	32.691	57.383	1:22.483	162.1	7:46.971	5	1	1:57.149	24.855	38.724	53.570	240.0	11:36.959
4	1	2:17.111	31.082	44.401	1:01.628	191.4	10:04.082	6	1	1:56.842	24.735	38.576	53.531	237.8	13:33.801
5	1	2:15.001	28.899	43.919	1:02.183	192.4	12:19.083	7	1	1:56.194	24.407	38.096	53.691	236.2	15:29.995
6	1	2:15.941	29.012	43.910	1:03.019	193.5	14:35.024	8	1	1:57.974	25.756	38.782	53.436	238.4	17:27.969
7	1	2:14.989	29.009	45.127	1:00.853	196.4	16:50.013	9	1	1:56.284	24.651	38.074	53.559	236.8	19:24.253
8	1	2:16.059	29.163	43.466	1:03.430	197.5	19:06.072	10	1	1:56.682	24.714	38.412	53.556	237.3	21:20.935
9	1	2:15.248	28.982	43.418	1:02.848	195.6	21:21.320	11	1	1:56.425	24.496	38.338	53.591	236.2	23:17.360
10	1	2:14.339	29.549	43.282	1:01.508	201.2	23:35.659	12	1	1:58.678	24.837	38.772	55.069	242.8	25:16.038
11	1	2:14.559	29.155	44.257	1:01.147	193.1	25:50.218								

34	DC Motorsport		Mitjet 2.0												
	1.Pierluigi SCARPELLINI		2B												
	1	1	2:22.794	36.303	44.860	1:01.631		2:22.794							
	2	1	2:30.396	33.132	49.494	1:07.770	160.4	4:53.190							
	3	1	2:53.486	31.902	57.727	1:23.857	155.0	7:46.676							
	4	1	2:15.682	31.663	43.119	1:00.900	186.7	10:02.358							
	5	1	2:12.770	28.421	43.827	1:00.522	202.4	12:15.128							
	6	1	2:11.183	28.113	43.141	59.929	203.9	14:26.311							
	7	1	2:13.615	29.914	43.218	1:00.483	200.1	16:39.926							
	8	1	2:11.950	28.100	43.388	1:00.462	201.6	18:51.876							
	9	1	2:11.296	28.156	43.359	59.781	201.6	21:03.172							
	10	1	2:10.839	28.164	42.970	59.705	200.8	23:14.011							
11	1	2:11.150	27.729	43.119	1:00.302	205.1	25:25.161								

37	Butti Motorsport		Mitjet 2.0 T												
	1.Alberto DE AMBROGGI		1B												
	1	1	2:07.207	30.359	41.096	55.752		2:07.207							
	2	1	2:21.906	25.978	54.604	1:01.324	227.1	4:29.113							
	3	1	3:09.500	37.155	1:06.332	1:26.013	121.0	7:38.613							
	4	1	2:03.143	27.836	39.259	56.048	202.4	9:41.756							
	5	1	2:00.855	26.141	39.631	55.083	222.4	11:42.611							
6	1	1:59.239	25.525	38.819	54.895	229.6	13:41.850								

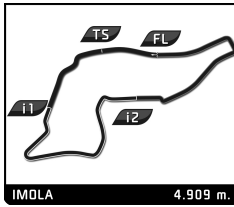
47	Sc. Vesuvio		Renault Clio Cup												
	1.Antonio MARSILIA		2C												
	1	1	2:31.335	41.366	46.820	1:03.149		2:31.335							
	2	1	2:24.678	30.815	48.563	1:05.300	181.5	4:56.013							
	3	1	2:53.102	32.548	56.841	1:23.713	160.1	7:49.115							
	4	1	2:16.407	29.874	44.040	1:02.493	190.4	10:05.522							
	5	1	2:14.148	28.769	43.158	1:02.221	199.3	12:19.670							
	6	1	2:14.331	29.077	43.721	1:01.533	200.5	14:34.001							
	7	1	2:15.165	29.523	43.959	1:01.683	196.7	16:49.166							
	8	1	2:15.983	29.481	43.544	1:02.958	196.0	19:05.149							
	9	1	2:15.776	29.165	43.496	1:03.115	195.6	21:20.925							
10	1	2:16.934	30.303	45.154	1:01.477	198.2	23:37.859								
11	1	2:15.356	28.993	44.127	1:02.236	197.8	25:53.215								

72	BF Motorsport		Cupra TCR DSG												
	1.Matteo BERGONZINI		1A												
	2.Massimo PAGANINI														
	1	1	2:06.097	29.824	41.061	55.212		2:06.097							
	2	1	2:22.223	25.973	54.397	1:01.853	237.8	4:28.320							
3	1	3:09.635	37.031	1:05.911	1:26.693	132.3	7:37.955								
4	1	2:01.855	27.321	39.818	54.716	213.0	9:39.810								

77	MM Motorsport		Honda Civic Type R FK2 TCR												
	1.Alessio AIELLO		1A												
	1	1	2:00.225	27.034	39.527	53.664		2:00.225							
	2	1	2:21.787	26.027	52.640	1:03.120	231.6	4:22.012							
	3	1	3:13.678	39.361	1:05.938	1:28.379	164.9	7:35.690							
	4	1	1:57.754	25.779	38.601	53.374	216.9	9:33.444							
	5	1	1:56.889	24.499	38.592	53.798	233.1	11:30.333							
	6	1	1:56.864	24.685	38.643	53.536	230.1	13:27.197							
	7	1	1:55.933	24.457	38.393	53.083	230.1	15:23.130							
	8	1	1:58.482	24.675	39.351	54.456	233.1	17:21.612							
	9	1	1:56.821	24.540	38.628	53.653	234.7	19:18.433							
	10	1	1:57.471	24.489	38.378	54.604	234.2	21:15.904							
	11	1	1:57.393	24.425	38.980	53.988	233.6	23:13.297							
12	1	1:56.348	24.552	38.275	53.521	233.1	25:09.645								

78	MM Motorsport		Honda Civic Type R FK2 TCR												
	1.Davide NARDILLI		1A												
	1	1	2:05.472	29.372	40.392	55.708		2:05.472							
	2	1	2:21.966	26.116	53.577	1:02.273	236.8	4:27.438							
	3	1	3:09.853	36.689	1:05.751	1:27.413	142.3	7:37.291							
	4	1	2:02.206	27.069	40.370	54.767	216.4	9:39.497							
	5	1	1:59.845	25.190	40.011	54.644	236.2	11:39.342							
	6	1	1:57.665	24.773	38.887	54.005	236.2	13:37.007							
	7	1	1:57.425	24.812	38.613	54.000	235.7	15:34.432							
	8	1	1:58.168	24.579	38.662	54.927	235.7	17:32.600							
	9	1	1:56.784	24.517	38.516	53.751	235.2	19:29.384							
	10	1	1:56.358	24.692	38.283	53.383	235.2	21:25.742							
	11	1	1:56.653	24.675	38.183	53.795	235.7	23:22.395							
12	1	1:57.172	24.619	38.238	54.315	235.7	25:19.567								

79	MM Motorsport		Honda Civic Type R												
	1.Camillo PICCIN		2B												
	2.Rino DE LUCA														
	1	1	2:21.703	35.683	44.653	1:01.367		2:21.703							
	2	1	2:30.379	33.230	48.892	1:08.257	153.4	4:52.082							
	3	1	2:53.662	31.780	56.767	1:25.115	161.8	7:45.744							
	4	1	2:10.566	29.023	42.946	58.597	191.4	9:56.310							
	5	1	2:05.807	27.065	41.422	57.320	213.4	12:02.117							
	6	1	2:05.524	27.037	41.261	57.226	217.3	14:07.641							
	7	1	2:05.582	27.629	41.190	56.763	218.2	16:13.223							
	8	1	2:14.124	27.677	41.637	1:04.810	213.4	18:27.347							
	9	1	2:10.207	31.189	41.363	57.655	160.4	20:37.554							
	10	1	2:05.093	27.423	40.743	56.927	212.5	22:42.647							
11	1	2:04.989	26.756	40.798	57.435	216.0	24:47.636								
12	1	2:06.369	26.628	41.658	58.083	214.3	26:54.005								



Coppa Italia Turismo

Gruppo Peroni Race 11-12.07.2020

Race 1

Sector Analysis

— Invalidated Lap ■ Personal Best ■ Session Best B Crossing the finish line in the pit lane

Lap	D	Time	Sector 1	Sector 2	Sector 3	T.Spd	Elapsed	Lap	D	Time	Sector 1	Sector 2	Sector 3	T.Spd	Elapsed
93		1.Mattia ZILETTI		Alfa Romeo 147 Cup		2C		225		BD Racing		Cupra TCR		1A	
1	1	3:10.248	50.180	54.985	1:25.083		3:10.248	1	1	2:02.732	27.952	39.669	55.111		2:02.732
2	1	3:16.788	47.035	1:01.300	1:28.453	108.4	6:27.036	2	1	2:22.480	25.812	52.851	1:03.817	233.1	4:25.212
3	1	2:54.462	40.360	55.409	1:18.693	129.7	9:21.498	3	1	3:11.396	37.526	1:06.055	1:27.815	160.6	7:36.608
4	1	3:12.166	42.617	1:08.750	1:20.799	151.4	12:33.664	4	1	2:00.342	26.827	38.729	54.786	217.8	9:36.950
5	1	2:47.481	35.125	54.632	1:17.724	169.1	15:21.145	5	1	1:58.831	25.017	38.957	54.857	235.7	11:35.781
6	1	3:05.149	39.858	1:05.459	1:19.832	133.1	18:26.294	6	1	1:59.081	25.210	39.010	54.861	234.7	13:34.862
7	1	3:03.712	40.437	58.356	1:24.919	157.7	21:30.006	7	1	1:57.800	24.780	38.410	54.610	236.8	15:32.662
8	1	2:54.647	35.694	59.970	1:18.983	169.9	24:24.653	8	1	2:00.856	25.837	38.848	56.171	235.7	17:33.518
9	1	2:53.014	36.395	57.304	1:19.315	167.5	27:17.667	9	1	1:57.558	24.897	38.404	54.257	236.2	19:31.076
95		CALCAGNI Motorsport		VW Golf GTI TCR DSG		1A		95		1.Sandro GIARDELLI		Cupra TCR		1A	
		1.Pierluigi MOSCONE													
		2.Luca M. ATTIANESE													
1	2	2:04.782	29.506	40.576	54.700		2:04.782	10	1	1:56.994	24.831	38.029	54.134	235.2	21:28.070
2	2	2:23.169	26.980	53.991	1:02.198	232.1	4:27.951	11	1	1:57.834	24.776	38.828	54.230	235.7	23:25.904
3	2	3:09.908	36.800	1:05.712	1:27.396	137.8	7:37.859	12	1	1:57.415	24.664	38.310	54.441	235.7	25:23.319
4	2	2:03.660	28.667	39.720	55.273	202.8	9:41.519								
5	2	1:58.765	25.177	38.819	54.769	230.6	11:40.284								
6	2	1:59.409	24.896	39.583	54.930	234.7	13:39.693								
7	2	1:58.714	24.809	39.177	54.728	234.2	15:38.407								
99		Speed Motor		Bmw 318 E 46		2B									
		1.Paolo VALERI													
1	1	2:21.099	34.890	43.541	1:02.668		2:21.099								
2	1	2:30.316	33.080	49.167	1:08.069	163.8	4:51.415								
3	1	2:53.783	31.806	56.770	1:25.207	164.1	7:45.198								
4	1	2:12.372	29.142	41.968	1:01.262	191.7	9:57.570								
5	1	2:11.133	27.792	43.422	59.919	198.2	12:08.703								
6	1	2:11.515	28.376	41.924	1:01.215	203.1	14:20.218								
7	1	2:09.844	28.749	41.641	59.454	199.7	16:30.062								
8	1	2:09.577	27.534	43.028	59.015	205.1	18:39.639								
9	1	2:09.643	27.658	42.944	59.041	199.7	20:49.282								
10	1	2:09.873	28.338	42.394	59.141	199.7	22:59.155								
11	1	2:09.220	28.353	41.566	59.301	200.1	25:08.375								
118		Butti Motorsport		Mitjet 2.0 T		1B									
		1.Max PIGOLI													
1	1	2:00.000	26.865	38.989	54.146		2:00.000								
2	1	2:21.713	25.816	51.814	1:04.083	224.7	4:21.713								
3	1	3:13.330	39.131	1:05.977	1:28.222	165.1	7:35.043								
4	1	1:58.177	26.174	38.309	53.694	213.4	9:33.220								
5	1	1:57.475	25.458	38.325	53.692	224.2	11:30.695								
6	1	1:56.816	25.027	38.383	53.406	227.6	13:27.511								
7	1	1:56.597	24.869	38.016	53.712	228.6	15:24.108								
8	1	1:57.926	24.909	38.668	54.349	229.1	17:22.034								
9	1	1:56.790	25.067	37.991	53.732	225.7	19:18.824								
10	1	1:57.446	24.916	37.946	54.584	222.4	21:16.270								
11	1	1:57.382	24.609	38.617	54.156	230.1	23:13.652								
12	1	1:56.314	24.842	37.900	53.572	227.1	25:09.966								