

TCR Italy Touring Car Championship

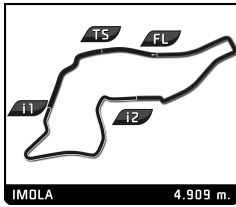
ACI Racing Weekend 20-22 Novembre 2020

Race 2

Sector Analysis

— Invalidated Lap ■ Personal Best ■ Session Best B Crossing the pit lane

Lap	Time	Sector 1	Sector 2	Sector 3	T.Spd	Elapsed	Lap	Time	Sector 1	Sector 2	Sector 3	T.Spd	Elapsed
2 1.Andrea ARGENTI Opel Astra TCR							8 Elite Motorsport Cupra Leon Compet. TCR						
1. Nicola BALDAN TCR													
1	2:10.696	32.799	41.030	56.867	182.2	2:10.696	1	2:02.692	29.883	39.633	53.176	160.9	2:02.692
2	1:58.731	25.347	39.086	54.298	242.2	4:09.427	2	1:56.702	24.550	39.364	52.788	240.0	3:59.394
3	1:57.537	25.019	38.553	53.965	241.1	6:06.964	3	1:54.687	24.493	37.826	52.368	242.2	5:54.081
4	1:56.754	24.876	38.666	53.212	240.5	8:03.718	4	1:55.229	24.361	37.909	52.959	240.5	7:49.310
5	1:56.257	24.786	38.227	53.244	239.5	9:59.975	5	1:56.274	24.534	38.381	53.359	242.2	9:45.584
6	1:56.035	24.721	37.968	53.346	237.8	11:56.010	6	1:54.165	24.321	37.654	52.190	240.0	11:39.749
7	1:55.802	24.769	37.987	53.046	238.9	13:51.812	7	1:55.204	24.284	38.275	52.645	239.5	13:34.953
8	1:55.954	24.397	37.971	53.586	237.8	15:47.766	8	1:53.179	24.232	37.224	51.723	240.5	15:28.132
9	1:57.573	24.850	38.245	54.478	238.9	17:45.339	9	1:53.518	24.180	37.169	52.169	240.0	17:21.650
10	1:56.972	24.662	38.756	53.554	236.8	19:42.311	10	1:53.855	24.104	37.434	52.317	240.0	19:15.505
11	1:57.940	24.449	39.899	53.592	238.9	21:40.251	11	1:54.105	24.207	37.073	52.825	240.0	21:09.610
12	1:56.208	24.633	38.269	53.306	238.4	23:36.459	12	1:53.949	24.325	37.528	52.096	238.9	23:03.559
13	1:57.697	24.946	38.093	54.658	239.5	25:34.156	13	1:53.774	24.425	37.199	52.150	237.3	24:57.333
14	1:56.371	24.734	37.964	53.673	236.2	27:30.527	14	1:54.444	24.478	37.295	52.671	237.8	26:51.777
15	1:56.407	24.675	38.289	53.443	235.7	29:26.934	15	1:54.743	24.383	37.717	52.643	238.4	28:46.520
3 Girasole Cupra Leon Compet. TCR							9 1.Matteo POLONI Audi Rs3 LMS DSG						
1.Simone PELLEGRINELLI TCR							TCR DSG						
1	2:11.209	34.026	41.107	56.076	179.1	2:11.209	1	2:07.708	32.448	40.408	54.852	169.3	2:07.708
2	1:59.969	25.415	39.630	54.924	226.2	4:11.178	2	1:59.825	25.367	39.909	54.549	233.1	4:07.533
3	1:57.502	24.951	38.512	54.039	241.1	6:08.680	3	1:58.748	25.579	39.219	53.950	219.6	6:06.281
4	1:56.706	24.761	38.522	53.423	241.6	8:05.386	4	1:57.374	24.763	38.772	53.839	235.7	8:03.655
5	1:56.240	24.624	38.055	53.561	241.6	10:01.626	5	1:57.775	25.218	38.715	53.842	232.6	10:01.430
6	1:58.718	25.589	39.189	53.940	238.9	12:00.344	6	1:58.308	25.584	38.768	53.956	237.3	11:59.738
7	1:56.540	24.652	38.440	53.448	223.8	13:56.884	7	1:57.803	24.563	38.844	54.396	235.7	13:57.541
8	1:55.760	24.434	38.004	53.322	241.1	15:52.644	8	1:55.725	24.370	37.847	53.508	240.0	15:53.266
9	1:55.060	24.541	37.906	52.613	240.0	17:47.704	9	1:55.589	24.381	38.004	53.204	240.0	17:48.855
10	1:55.135	24.502	37.732	52.901	240.0	19:42.839	10	1:56.252	24.827	37.903	53.522	226.2	19:45.107
11	1:56.560	24.929	38.620	53.011	235.2	21:39.399	11	1:55.649	24.465	37.948	53.236	235.7	21:40.756
12	1:55.031	24.540	37.810	52.681	240.5	23:34.430	12	1:56.541	24.649	38.405	53.487	239.5	23:37.297
13	1:54.513	24.380	37.720	52.413	237.8	25:28.943	13	1:56.827	24.479	38.266	54.082	236.2	25:34.124
14	1:54.899	24.620	37.701	52.578	236.8	27:23.842	14	1:56.992	25.172	38.320	53.500	215.6	27:31.116
15	1:55.909	24.610	38.103	53.196	237.8	29:19.751	15	1:56.794	24.734	38.456	53.604	235.7	29:27.910
4 Girasole Cupra Leon Compet. TCR							11 1.Felice JELMINI Hyundai i30 N TCR						
1.Salvatore TAVANO TCR							TCR						
1	2:09.412	33.600	40.309	55.503	178.2	2:09.412	1	2:00.215	28.665	38.482	53.068	160.1	2:00.215
2	1:55.891	24.573	38.424	52.894	240.0	4:05.303	2	2:29.642	24.551	37.676	1:27.415	237.8	4:29.857
3	1:55.293	24.445	38.038	52.810	239.5	6:00.596							
4	1:55.149	24.350	37.990	52.809	239.5	7:55.745							
5	1:54.449	24.424	37.453	52.572	236.2	9:50.194							
6	1:54.823	24.688	37.593	52.542	236.2	11:45.017							
7	1:54.086	24.355	37.408	52.323	236.8	13:39.103							
8	1:53.980	24.330	37.341	52.309	237.3	15:33.083							
9	1:53.778	24.340	37.356	52.082	237.3	17:26.861							
10	1:54.145	24.427	37.402	52.316	237.8	19:21.006							
11	1:53.743	24.245	37.512	51.986	238.9	21:14.749							
12	1:54.759	24.935	37.693	52.131	235.7	23:09.508							
13	1:54.076	24.513	37.378	52.185	234.7	25:03.584							
14	1:53.822	24.282	37.413	52.127	234.2	26:57.406							
15	1:54.162	24.243	37.631	52.288	236.2	28:51.568							
14 AKK Stefanovski Hyundai i30 N TCR							14 1.Igor STEFANOVSKI TCR						
1.Igor STEFANOVSKI TCR													
1	1:59.914	27.788	39.039	53.087	159.9	1:59.914	1	1:59.914	27.788	39.039	53.087	159.9	1:59.914
2	1:55.105	24.570	37.439	53.096	236.2	3:55.019	2	1:55.105	24.570	37.439	53.096	236.2	3:55.019
3	2:14.927 B	24.154	37.035	1:13.738	235.7	6:09.946	3	2:14.927 B	24.154	37.035	1:13.738	235.7	6:09.946
4	2:08.569	38.802	37.489	52.278	163.1	8:18.515	4	2:08.569	38.802	37.489	52.278	163.1	8:18.515
5	1:53.649	23.875	37.782	51.992	238.9	10:12.164	5	1:53.649	23.875	37.782	51.992	238.9	10:12.164
6	1:54.268	24.648	37.705	51.915	239.5	12:06.432	6	1:54.268	24.648	37.705	51.915	239.5	12:06.432
7	1:53.693	24.439	37.438	51.816	236.2	14:00.125	7	1:53.693	24.439	37.438	51.816	236.2	14:00.125
8	1:53.923	24.115	37.198	52.610	238.4	15:54.048	8	1:53.923	24.115	37.198	52.610	238.4	15:54.048



TCR Italy Touring Car Championship

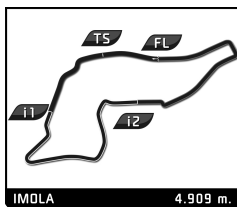
ACI Racing Weekend 20-22 Novembre 2020

Race 2

Sector Analysis

— Invalidated Lap ■ Personal Best ■ Session Best B Crossing the pit lane

Lap	Time	Sector 1	Sector 2	Sector 3	T.Spd	Elapsed	Lap	Time	Sector 1	Sector 2	Sector 3	T.Spd	Elapsed
21 Girasole 1.Nicola GUIDA Cupra TCR SEQ TCR							Volkswagen Golf GTI DSG TCR TCR DSG						
9	1:55.010	24.390	37.387	53.233	237.3	17:49.058	43	2:11.804	34.128	41.278	56.398	174.9	2:11.804
10	1:53.730	24.266	37.158	52.306	241.1	19:42.788	2	2:00.479	25.313	39.612	55.554	238.9	4:12.283
11	1:54.228	24.557	37.441	52.230	235.7	21:37.016	3	1:59.937	25.849	39.411	54.677	233.1	6:12.220
12	1:53.401	24.311	36.969	52.121	235.2	23:30.417	4	1:59.844	25.263	40.078	54.503	235.2	8:12.064
13	1:52.947	24.110	36.991	51.846	235.2	25:23.364	5	1:58.978	25.244	38.968	54.766	234.7	10:11.042
14	1:54.559	24.131	38.031	52.397	237.3	27:17.923	6	1:59.408	25.741	39.271	54.396	231.6	12:10.450
15	1:54.253	24.245	37.410	52.598	237.8	29:12.176	7	1:59.205	25.053	38.472	55.680	235.2	14:09.655
1	2:12.329	34.887	41.356	56.086	167.7	2:12.329	8	1:58.473	25.207	38.866	54.400	232.6	16:08.128
2	2:02.529	26.074	40.575	55.880	235.7	4:14.858	9	1:58.688	25.468	38.703	54.517	232.1	18:06.816
3	2:02.295	25.830	40.565	55.900	240.5	6:17.153	10	1:59.037	25.271	38.778	54.988	231.6	20:05.853
4	1:59.366	25.690	39.373	54.303	236.2	8:16.519	11	1:58.744	25.312	38.647	54.785	231.1	22:04.597
5	1:59.817	25.157	40.185	54.475	236.8	10:16.336	12	1:58.633	25.277	38.800	54.556	231.1	24:03.230
6	1:58.681	25.399	38.923	54.359	235.7	12:15.017	13	1:59.497	25.344	39.345	54.808	229.1	26:02.727
7	1:58.509	25.122	38.911	54.476	236.2	14:13.526	14	1:58.818	25.375	38.752	54.691	230.1	28:01.545
8	1:57.858	25.335	38.945	53.578	236.2	16:11.384	15	1:59.236	25.353	38.792	55.091	231.1	30:00.781
9	2:00.398	25.029	38.410	56.959	237.8	18:11.782	44 Elite Motorsport 1.Michele IMBERTI Cupra TCR DSG TCR DSG						
10	1:58.582	25.049	39.348	54.185	234.7	20:10.364	1	2:11.051	33.089	41.492	56.470	171.0	2:11.051
11	1:57.875	25.064	38.952	53.859	235.7	22:08.239	2	2:00.553	25.283	39.466	55.804	236.2	4:11.604
12	1:58.087	25.312	38.691	54.084	235.2	24:06.326	3	1:57.965	25.048	38.752	54.165	237.3	6:09.569
13	1:59.166	25.304	39.316	54.546	234.7	26:05.492	4	1:58.670	24.769	38.284	55.617	239.5	8:08.239
14	1:59.171	25.278	39.401	54.492	234.7	28:04.663	5	1:56.932	24.798	38.327	53.807	232.1	10:05.171
15	1:57.913	25.138	38.837	53.938	235.7	30:02.576	6	1:56.618	24.751	38.286	53.581	238.4	12:01.789
24 MM Motorsport 1.Jonathan GIACON Honda Civic FK7 TCR TCR							7	1:56.185	24.480	38.052	53.653	238.4	13:57.974
1	2:01.398	30.032	38.823	52.543	162.6	2:01.398	8	1:56.012	24.440	37.826	53.746	238.4	15:53.986
2	1:54.062	24.484	37.413	52.165	235.7	3:55.460	9	1:56.763	24.929	38.219	53.615	216.4	17:50.749
3	1:55.621	23.970	37.413	54.238	236.8	5:51.081	10	1:56.547	24.901	38.096	53.550	235.7	19:47.296
4	1:57.039	25.622	38.974	52.443	227.1	7:48.120	11	1:56.600	24.881	38.276	53.443	237.3	21:43.896
5	1:56.245	25.038	38.934	52.273	231.1	9:44.365	12	1:56.768	24.751	38.035	53.982	236.8	23:40.664
6	1:54.067	24.395	37.462	52.210	233.1	11:38.432	13	1:56.946	24.759	38.184	54.003	233.6	25:37.610
7	1:54.611	24.691	37.719	52.201	230.1	13:33.043	14	1:56.567	24.765	38.193	53.609	234.2	27:34.177
28 Girasole 1.Federico PAOLINO Cupra Leon Compet. TCR TCR							15	1:56.613	24.553	38.122	53.938	236.2	29:30.790
1	2:12.948	35.206	41.682	56.060	175.2	2:12.948	65 MM Motorsport 1.Jacopo GUIDETTI Honda Civic FK7 TCR TCR						
2	2:02.054	26.098	40.272	55.684	228.1	4:15.002	1	2:05.432	31.601	39.346	54.485	164.3	2:05.432
3	1:59.833	25.775	39.522	54.536	232.6	6:14.835	2	1:55.881	24.624	38.698	52.559	240.0	4:01.313
4	1:58.160	25.310	39.239	53.611	237.3	8:12.995	3	1:53.932	24.326	37.521	52.085	234.2	5:55.245
5	1:58.284	25.121	38.821	54.342	239.5	10:11.279	4	1:54.563	24.217	37.273	53.073	236.8	7:49.808
6	1:57.955	25.264	38.917	53.774	237.8	12:09.234	5	1:56.368	24.223	38.485	53.660	237.8	9:46.176
7	1:57.332	25.172	38.522	53.638	236.8	14:06.566	6	1:54.132	24.247	37.814	52.071	234.7	11:40.308
8	1:57.953	25.318	38.924	53.711	235.7	16:04.519	7	1:53.730	24.033	37.680	52.017	235.7	13:34.038
9	1:58.981	25.350	39.430	54.201	236.2	18:03.500	8	1:53.340	24.145	37.268	51.927	233.1	15:27.378
10	1:58.881	25.328	39.179	54.374	234.2	20:02.381	9	1:53.273	24.225	37.015	52.033	231.1	17:20.651
11	1:59.441	25.688	39.139	54.614	235.7	22:01.822	10	1:53.113	24.189	36.912	52.012	231.6	19:13.764
12	1:58.540	25.326	39.164	54.050	234.2	24:00.362	11	1:53.271	24.318	36.976	51.977	231.6	21:07.035
13	1:58.510	25.457	38.906	54.147	232.6	25:58.872	12	1:53.287	24.139	37.113	52.035	231.1	23:00.322
14	1:59.609	25.612	39.602	54.395	233.1	27:58.481	13	1:53.297	24.251	36.996	52.050	230.1	24:53.619
15	2:00.232	25.560	39.398	55.274	234.2	29:58.713	14	1:53.600	24.273	37.192	52.135	229.6	26:47.219
							15	1:53.712	24.196	37.132	52.384	231.1	28:40.931



TCR Italy Touring Car Championship

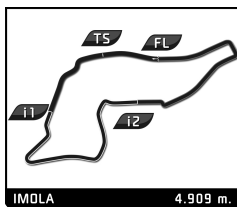
ACI Racing Weekend 20-22 Novembre 2020

Race 2

Sector Analysis

— Invalidated Lap ■ Personal Best ■ Session Best B Crossing the pit lane

Lap	Time	Sector 1	Sector 2	Sector 3	T.Spd	Elapsed	Lap	Time	Sector 1	Sector 2	Sector 3	T.Spd	Elapsed
67 Target Competition Hyundai i30 N TCR 1.Marco M. PELLEGRINI A. TCR							81 Trico Wrt Hyundai i30 N TCR 1.Damiano REDUZZI TCR						
1	2:03.930	30.468	39.607	53.855	159.6	2:03.930	1	2:04.893	31.244	39.397	54.252	175.2	2:04.893
2	1:54.898	24.246	38.002	52.650	238.4	3:58.828	2	1:57.848	24.663	39.975	53.210	236.2	4:02.741
3	1:54.133	24.338	37.354	52.441	239.5	5:52.961	3	1:57.097	26.222	37.970	52.905	236.2	5:59.838
4	1:55.931	24.404	38.720	52.807	237.3	7:48.892	4	1:56.173	24.790	37.955	53.428	232.1	7:56.011
5	1:56.881	24.333	38.885	53.663	239.5	9:45.773	5	1:56.063	24.680	38.308	53.075	237.3	9:52.074
6	1:55.511	24.346	38.479	52.686	240.5	11:41.284	6	1:55.614	24.620	38.294	52.700	237.3	11:47.688
7	1:53.982	24.278	37.178	52.526	238.9	13:35.266	7	1:55.968	25.317	37.962	52.689	237.8	13:43.656
8	1:53.256	24.119	37.313	51.824	241.6	15:28.522	8	1:55.024	24.806	37.855	52.363	239.5	15:38.680
9	1:53.325	24.054	37.324	51.947	240.5	17:21.847	9	1:55.359	24.931	37.905	52.523	236.2	17:34.039
10	1:54.127	24.095	37.621	52.411	240.5	19:15.974	10	1:55.216	24.812	37.940	52.464	236.2	19:29.255
11	1:53.848	23.933	37.244	52.671	240.5	21:09.822	11	1:56.054	25.654	37.971	52.429	236.2	21:25.309
							85 Volcano Motorsport Cupra TCR SEQ 1.Evgeniy LEONOV TCR						
12							12	1:54.688	24.701	37.732	52.255	234.7	23:19.997
13							13	1:55.087	24.776	37.663	52.648	232.6	25:15.084
14							14	1:55.670	24.949	37.784	52.937	231.6	27:10.754
15							15	1:55.761	24.989	38.037	52.735	233.6	29:06.515
68 BF Motorsport Audi RS3 LMS SEQ 1.Eric BRIGLIADORI TCR							85 Volcano Motorsport Cupra TCR SEQ 1.Evgeniy LEONOV TCR						
1	2:03.373	30.295	39.564	53.514	166.2	2:03.373	1	2:05.627	30.987	39.396	55.244	169.3	2:05.627
2	1:55.194	24.349	37.926	52.919	240.5	3:58.567	2	1:57.842	25.133	38.779	53.930	237.3	4:03.469
3	1:54.251	24.106	37.348	52.797	238.4	5:52.818	3	1:57.349	25.745	38.217	53.387	243.3	6:00.818
4	1:55.514	24.312	38.748	52.454	238.9	7:48.332	4	1:55.448	24.417	38.057	52.974	236.2	7:56.266
5	1:53.767	24.581	37.251	51.935	237.8	9:42.099	5	1:55.940	24.707	38.162	53.071	219.6	9:52.206
6	1:52.589	23.930	36.922	51.737	237.3	11:34.688	6	1:54.446	24.591	37.605	52.250	224.2	11:46.652
7	1:52.193	23.997	36.664	51.532	237.3	13:26.881	7	1:53.647	24.152	37.684	51.811	241.6	13:40.299
8	1:52.173	23.941	36.712	51.520	237.8	15:19.054	8	1:53.068	24.315	36.957	51.796	242.2	15:33.367
9	1:52.449	23.888	37.107	51.454	237.3	17:11.503	9	1:53.625	24.311	37.450	51.864	237.3	17:26.992
10	1:52.296	23.998	36.716	51.582	237.8	19:03.799	10	1:54.238	24.744	37.305	52.189	241.1	19:21.230
11	1:51.989	23.860	36.600	51.529	237.8	20:55.788	11	1:56.365	24.183	37.512	54.670	241.6	21:17.595
12	1:52.109	23.900	36.663	51.546	237.3	22:47.897	12	1:53.705	24.676	37.238	51.791	240.0	23:11.300
13	1:53.524	23.940	38.057	51.527	236.8	24:41.421	13	1:53.587	24.448	37.331	51.808	240.0	25:04.887
14	1:52.140	23.877	36.861	51.402	236.8	26:33.561	14	1:52.991	24.101	37.378	51.512	241.1	26:57.878
15	1:52.808	23.837	37.488	51.483	237.3	28:26.369	15	1:53.817	23.980	37.790	52.047	242.8	28:51.695
69 Target Competition Hyundai i30 N TCR 1.Francesca RAFFAELE TCR							95 MM Motorsport Honda Civic FK7 TCR 1.Ibragim AKHMADOV TCR						
1	2:09.572	33.351	40.369	55.852	176.4	2:09.572	1	2:12.732	36.772	40.011	55.949	167.2	2:12.732
2	1:58.001	24.676	38.882	54.443	241.6	4:07.573	2	1:59.522	25.901	39.409	54.212	241.1	4:12.254
3	1:55.777	24.676	37.978	53.123	240.0	6:03.350	3	1:57.496	25.128	38.605	53.763	236.2	6:09.750
4	1:54.814	24.309	37.452	53.053	241.1	7:58.164	4	1:58.127	24.781	38.533	54.813	238.9	8:07.877
5	1:54.937	24.495	37.717	52.725	241.6	9:53.101	5	1:55.319	24.317	38.018	52.984	236.8	10:03.196
6	1:54.973	24.102	38.037	52.834	243.9	11:48.074	6	1:56.817	24.293	38.512	54.012	239.5	12:00.013
7	1:54.401	24.387	37.431	52.583	245.6	13:42.475	7	1:55.155	24.471	38.033	52.651	237.8	13:55.168
8	1:54.530	24.264	37.537	52.729	242.2	15:37.005	8	1:54.504	24.445	37.565	52.494	235.2	15:49.672
9	1:54.185	23.968	37.440	52.777	240.0	17:31.190	9	1:54.905	24.135	37.456	53.314	236.2	17:44.577
10	1:54.976	24.290	37.495	53.191	239.5	19:26.166	10	1:54.309	24.348	37.665	52.296	235.2	19:38.886
11	1:54.559	24.124	37.525	52.910	240.0	21:20.725	11	1:54.947	24.416	37.891	52.640	234.2	21:33.833
12	1:54.220	24.302	37.141	52.777	240.0	23:14.945	12	1:54.860	24.783	37.805	52.272	233.6	23:28.693
13	1:54.029	24.267	37.192	52.570	239.5	25:08.974	13	1:54.260	24.249	37.752	52.259	232.6	25:22.953
14	1:54.691	24.561	37.461	52.669	238.9	27:03.665	14	1:54.697	24.398	37.825	52.474	233.6	27:17.650
15	1:55.116	24.368	37.669	53.079	240.0	28:58.781	15	1:54.301	24.244	37.395	52.662	234.2	29:11.951



TCR Italy Touring Car Championship

ACI Racing Weekend 20-22 Novembre 2020

Race 2

Sector Analysis

— Invalidated Lap ■ Personal Best ■ Session Best B Crossing the pit lane

Lap	Time	Sector 1	Sector 2	Sector 3	T.Spd	Elapsed	Lap	Time	Sector 1	Sector 2	Sector 3	T.Spd	Elapsed
96		Girasole Cupra TCR SEQ 1.Mikel AZCONA T. TCR											
1	1:59.401	27.776	38.734	52.891	157.3	1:59.401							
2	1:54.318	24.789	37.413	52.116	234.2	3:53.719							
3	1:54.385	24.799	37.344	52.242	232.1	5:48.104							
4	1:52.743	24.096	37.008	51.639	235.2	7:40.847							
5	1:53.519	24.060	37.270	52.189	235.7	9:34.366							
6	1:54.041	24.626	37.477	51.938	233.1	11:28.407							
7	1:52.812	24.048	36.907	51.857	234.7	13:21.219							
8	1:51.928	23.923	36.762	51.243	236.2	15:13.147							
9	1:52.448	23.964	36.895	51.589	235.2	17:05.595							
10	1:52.832	24.103	36.960	51.769	235.2	18:58.427							
11	1:52.519	23.986	36.804	51.729	236.2	20:50.946							
12	1:56.406	23.921			235.2	22:47.352							
13	1:52.685	24.129	36.914	51.642	233.6	24:40.037							
14	1:52.834	24.279	36.856	51.699	233.6	26:32.871							
15	1:52.735	23.936	36.978	51.821	235.2	28:25.606							