

Professional Track Days

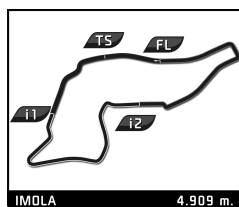
Imola 16.07.2021

Free Practice 2 Group A

Sector Analysis

— Invalidated Lap ■ Personal Best ■ Session Best B Crossing the pit lane

Lap	Time	Sector 1	Sector 2	Sector 3	T.Spd	Elapsed	Lap	Time	Sector 1	Sector 2	Sector 3	T.Spd	Elapsed
3 V-ACTION R.T. TEAM V-ACTION Bmw M2							9	2:30.532	31.257	52.818	1:06.457	159.9	29:28.746
1	3:08.149	1:23.657	43.001	1:01.491	152.7	3:08.149	10	2:21.270	29.983	46.973	1:04.314	172.9	31:50.016
2	2:08.502	26.965	42.288	59.249	227.6	5:16.651	08 BALDAN TARGET COMPETITION Hyundai						
3	2:13.480	27.081	44.173	1:02.226	230.6	7:30.131	1	3:02.312	1:18.331	44.316	59.665	121.9	3:02.312
4	2:08.782	27.338	42.191	59.253	214.3	9:38.913	2	2:06.809	26.503	41.274	59.032	225.2	5:09.121
5	2:26.188	33.340	45.026	1:07.822	172.7	12:05.101	3	2:10.981	27.796	43.080	1:00.105	229.6	7:20.102
6	2:08.655	26.970	41.846	59.839	227.6	14:13.756	4	2:16.378	26.655	41.664	1:08.059	228.6	9:36.480
7	2:08.798	27.491	42.251	59.056	206.7	16:22.554	5	7:55.571 B	27.083	42.135	6:46.353	227.1	17:32.051
8	8:35.978 B	29.051	46.665	7:20.262	210.8	24:58.532	6	2:32.162	46.607	42.835	1:02.720	106.3	20:04.213
9	3:04.864	1:07.112	57.446	1:00.306	90.5	28:03.396	9 NERI / FASCICOLO CECCATO RACING Bmw M2						
10	2:10.472	27.424	43.704	59.344	230.6	30:13.868	1	3:44.390	1:55.185	46.420	1:02.785	137.1	3:44.390
04 S. TAVANO SCUDERIA DEL GIRASOLE Cupra							2	2:14.860	28.205	44.728	1:01.927	231.6	5:59.250
1	13:13.148	...	44.604	1:06.562	110.7	13:13.148	3	2:12.791	27.829	43.794	1:01.168	235.7	8:12.041
2	2:13.290	28.393	42.931	1:01.966	190.7	15:26.438	4	2:12.712	27.468	43.963	1:01.281	236.2	10:24.753
3	2:08.282	27.202	41.868	59.212	219.1	17:34.720	5	2:11.712	27.621	43.535	1:00.556	236.2	12:36.465
4	2:08.171	27.209	41.795	59.167	228.1	19:42.891	6	2:16.721	30.744	44.518	1:01.459	225.7	14:53.186
5	2:42.094 B	30.840	46.745	1:24.509	226.6	22:24.985	7	2:12.517	27.741	43.329	1:01.447	234.7	17:05.703
6	5:04.535	3:16.636	42.086	1:05.813	143.2	27:29.520	8	2:10.912	27.174	43.348	1:00.390	234.7	19:16.615
7	2:08.913	27.277	41.571	1:00.065	220.5	29:38.433	9	2:10.734	27.446	43.274	1:00.014	236.2	21:27.349
8	2:42.254 B	33.176	47.217	1:21.861	153.4	32:20.687	10	10:31.797 B	27.973	44.153	9:19.671	234.2	31:59.146
4 MONCINI / CAZZANIGA GHINZANI MOTORSPORT Porsche							10 F. PAOLINO SCUDERIA DEL GIRASOLE Cupra						
1	7:01.079	5:21.845	42.270	56.964	99.8	7:01.079	1	7:03.203	5:09.970	47.941	1:05.292	128.8	7:03.203
2	2:02.767	26.221	40.615	55.931	230.6	9:03.846	2	2:11.755	27.749	43.945	1:00.061	212.1	9:14.958
3	2:00.833	25.659	40.023	55.151	237.8	11:04.679	3	2:11.878	27.627	44.168	1:00.083	212.5	11:26.836
4	2:00.686	25.657	39.714	55.315	249.0	13:05.365	4	2:11.248	27.824	43.412	1:00.012	204.7	13:38.084
5	2:01.650	25.256	39.748	56.646	256.3	15:07.015	5	2:10.424	27.533	42.902	59.989	216.9	15:48.508
6	2:03.174	26.071	40.444	56.659	200.5	17:10.189	6	2:11.176	27.415	43.136	1:00.625	220.5	17:59.684
7	2:02.840	25.669	40.967	56.204	252.6	19:13.029	7	2:41.432 B	29.676	47.138	1:24.618	192.4	20:41.116
8	2:00.946	25.505	39.698	55.743	249.0	21:13.975	8	10:34.176	8:33.910	47.955	1:12.311	129.4	31:15.292
9	2:02.247	26.022	39.895	56.330	231.1	23:16.222	9	2:57.676 B	33.613	51.356	1:32.707	164.1	34:12.968
10	2:03.540	25.723	40.721	57.096	239.5	25:19.762	17 RYBA / GUERRIERI MM MOTORSPORT Honda						
11	2:22.560 B	25.644	40.187	1:16.729	245.6	27:42.322	1	4:35.884	2:46.858	47.154	1:01.872	121.7	4:35.884
5 R. GENTILI CZ BASSANO Cooper							2	2:09.849	26.861	43.393	59.595	227.1	6:45.733
1	23:03.171	...	50.688	1:07.304	118.8	23:03.171	3	2:08.188	26.606	42.484	59.098	231.1	8:53.921
2	2:20.038	29.862	45.420	1:04.756	198.9	25:23.209	4	3:53.677 B	26.890	42.144	2:44.643	230.6	12:47.598
3	2:18.287	28.923	45.208	1:04.156	212.5	27:41.496	5	2:32.559	47.890	44.326	1:00.343	114.2	15:20.157
4	2:16.626	28.864	45.005	1:02.757	211.3	29:58.122	6	2:23.441	29.544	53.255	1:00.642	231.6	17:43.598
5	2:16.776	29.051	44.872	1:02.853	210.0	32:14.898	7	2:09.235	26.896	42.118	1:00.221	229.1	19:52.833
7 LOSI / MARCUCCI / STOHR CZ BASSANO Bmw M2							8	7:45.151 B	27.175	42.911	6:35.065	230.1	27:37.984
1	5:39.345	3:50.150	47.081	1:02.114	114.2	5:39.345	9	2:41.019	50.855	47.906	1:02.258	138.7	30:19.003
2	2:11.765	27.878	43.612	1:00.275	216.9	7:51.110	10	2:13.456	28.290	43.894	1:01.272	221.0	32:32.459
3	2:10.813	27.712	43.060	1:00.041	217.8	10:01.923	21 N. GUIDA SCUDERIA DEL GIRASOLE Cupra						
4	2:38.663	28.105	54.632	1:15.926	206.7	12:40.586	1	6:50.160	4:52.745	49.082	1:08.333	132.5	6:50.160
5	2:16.355	28.988	44.166	1:03.201	210.0	14:56.941	2	2:21.404	31.062	45.944	1:04.398	191.4	9:11.564
6	2:15.255	27.772	45.537	1:01.946	219.6	17:12.196	3	2:22.828	31.349	46.468	1:05.011	196.4	11:34.392
7	6:42.166 B	27.639	43.511	5:31.016	225.2	23:54.362	4	2:19.460	31.053	45.871	1:02.536	200.1	13:53.852
8	3:03.852	1:06.721	46.798	1:10.333	123.4	26:58.214	5	2:18.398	29.727	46.346	1:02.325	205.9	16:12.250



Professional Track Days

Imola 16.07.2021

Free Practice 2 Group A

Sector Analysis

— Invalidated Lap ■ Personal Best ■ Session Best B Crossing the pit lane

Lap	Time	Sector 1	Sector 2	Sector 3	T.Sp	Elapsed	Lap	Time	Sector 1	Sector 2	Sector 3	T.Sp	Elapsed
6	2:19.758	30.034	46.893	1:02.831	198.2	18:32.008	3	5:03.072 B	33.014	47.333	3:42.725	188.0	19:13.826
7	2:17.065	29.566	45.398	1:02.101	200.1	20:49.073	4	3:00.332	1:01.724	50.123	1:08.485	111.3	22:14.158
8	2:16.916	29.711	45.176	1:02.029	204.7	23:05.989	5	2:20.238	31.158	45.632	1:03.448	189.3	24:34.396
9	2:19.227	30.147	45.302	1:03.778	184.7	25:25.216	6	2:19.670	30.172	45.553	1:03.945	196.0	26:54.066
10	2:49.190 B	30.509	47.606	1:31.075	181.5	28:14.406	7	2:18.389	29.260	45.473	1:03.656	203.5	29:12.455
11	8:11.544 B	5:34.248	52.879	1:44.417	112.8	36:25.950	8	4:53.136 B	30.222	49.251	3:33.663	186.0	34:05.591

24 SHADE M2		SHADE MOTORSPORT		Bmw M2		
1	5:33.836	3:46.677	46.827	1:00.332	108.4	5:33.836
2	2:11.669	27.220	43.404	1:01.045	240.0	7:45.505
3	2:12.201	26.988	43.652	1:01.561	243.3	9:57.706
4	21:43.826 B	27.737	43.806	...	214.3	31:41.532

027 E. DELLA PIA		PROMODRIVE		Cooper		
1	12:32.789	...	58.808	1:14.651	103.5	12:32.789
2	2:32.288	34.246	51.441	1:06.601	160.6	15:05.077
3	2:26.553	32.040	48.188	1:06.325	163.6	17:31.630
4	2:21.445	30.513	47.014	1:03.918	187.0	19:53.075
5	2:27.963	30.292	47.694	1:09.977	178.5	22:21.038
6	2:25.852	31.335	49.362	1:05.155	196.0	24:46.890
7	2:28.478	30.882	48.925	1:08.671	204.7	27:15.368
8	2:21.259	29.792	47.099	1:04.368	193.1	29:36.627

27 MALVESTITI / CERQUI		GHINZANI MOTORSPORT		Porsche		
1	7:30.236	5:51.390	42.971	55.875	132.1	7:30.236
2	1:59.973	25.008	39.526	55.439	249.0	9:30.209
3	2:01.027	24.901	39.378	56.748	252.6	11:31.236
4	2:03.518	27.851	40.011	55.656	214.3	13:34.754
5	1:59.442	25.081	39.393	54.968	253.2	15:34.196
6	2:27.374 B	25.180	39.133	1:23.061	251.4	18:01.570
7	6:00.697	4:19.843	43.003	57.851	128.1	24:02.267
8	2:05.008	26.384	40.994	57.630	233.1	26:07.275
9	2:11.401	27.361	44.055	59.985	222.8	28:18.676
10	2:08.417	29.023	42.616	56.778	182.2	30:27.093
11	2:31.697 B	27.807	42.013	1:21.877	208.8	32:58.790

40 GDL		GDL MOTORSPORT		Porsche		
1	2:32.465	55.954	40.400	56.111	131.2	2:32.465
2	2:00.577	25.491	39.824	55.262	237.8	4:33.042
3	2:01.567	25.634	40.779	55.154	247.3	6:34.609
4	2:00.330	25.236	39.725	55.369	254.4	8:34.939
5	1:59.079	25.217	39.116	54.746	248.5	10:34.018
6	2:22.857 B	25.105	40.527	1:17.225	256.9	12:56.875
7	7:05.176 B	5:00.005	43.879	1:21.292	118.8	20:02.051
8	3:21.621	1:41.898	42.044	57.679	142.1	23:23.672
9	2:03.514	26.158	40.576	56.780	232.1	25:27.186
10	2:08.212	29.531	42.499	56.182	177.3	27:35.398
11	2:27.536 B	26.453	40.403	1:20.680	235.7	30:02.934

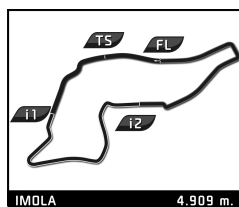
60 MALUCELLI 1		TEAM MALUCELLI		Porsche		
1	11:21.189	9:06.343	53.708	1:21.138	97.0	11:21.189
2	2:49.565	46.315	52.006	1:11.244	155.0	14:10.754

62 IANNOTTA / GIROLAMI		MM MOTORSPORT		Honda		
1	4:58.479	3:07.304	45.713	1:05.462	88.1	4:58.479
2	2:14.118	28.152	44.346	1:01.620	214.3	7:12.597
3	2:12.061	27.195	43.802	1:01.064	229.1	9:24.658
4	2:17.591	27.151	44.561	1:05.879	228.1	11:42.249
5	2:13.552	27.271	44.478	1:01.803	228.6	13:55.801
6	2:11.510	27.799	42.799	1:00.912	229.6	16:07.311
7	4:42.569 B	26.985	42.919	3:32.665	227.1	20:49.880
8	2:42.609	52.615	46.655	1:03.339	143.2	23:32.489
9	2:11.493	27.381	43.170	1:00.942	221.9	25:43.982
10	2:11.527	27.360	42.917	1:01.250	226.6	27:55.509
11	2:10.998	27.548	43.001	1:00.449	225.7	30:06.507
12	2:11.314	27.244	42.954	1:01.116	227.6	32:17.821

67 PELLEGRINI		PINETTI MOTORSPORT		Bmw M2		
1	8:18.840	6:24.723	48.001	1:06.116	106.8	8:18.840
2	2:10.601	27.465	43.444	59.692	237.3	10:29.441
3	2:09.648	26.824	42.726	1:00.098	241.1	12:39.089
4	2:11.617	27.522	43.664	1:00.431	231.6	14:50.706
5	6:23.191 B	27.410	43.439	5:12.342	238.4	21:13.897
6	2:34.219	51.007	42.905	1:00.307	136.7	23:48.116
7	2:12.695	27.597	43.521	1:01.577	227.6	26:00.811
8	2:12.013	27.502	43.853	1:00.658	223.8	28:12.824
9	2:11.849	27.771	43.524	1:00.554	236.2	30:24.673
10	2:35.902	35.275	57.649	1:02.978	236.2	33:00.575

69 ZANASI		PINETTI MOTORSPORT		Bmw M2		
1	5:53.605	4:07.752	45.910	59.943	143.6	5:53.605
2	2:08.371	27.296	42.159	58.916	223.8	8:01.976
3	2:07.205	26.741	41.833	58.631	241.6	10:09.181
4	5:02.491 B	27.105	43.797	3:51.589	237.3	15:11.672
5	2:35.431	51.891	42.598	1:00.942	145.0	17:47.103
6	7:28.052 B	26.734	42.339	6:18.979	238.9	25:15.155
7	2:34.898	49.312	43.392	1:02.194	116.4	27:50.053
8	2:12.651	27.863	43.641	1:01.147	228.1	30:02.704
9	2:13.343	27.665	43.078	1:02.600	219.1	32:16.047

90 SHADE		SHADE MOTORSPORT		Porsche		
1	4:29.380	2:37.812	47.199	1:04.369	113.3	4:29.380
2	2:16.975	29.677	45.504	1:01.794	193.5	6:46.355
3	2:10.816	28.220	43.466	59.130	207.5	8:57.171
4	2:24.993	27.644	42.495	1:14.854	218.7	11:22.164
5	2:09.293	27.865	42.958	58.470	209.6	13:31.457
6	2:09.085	26.869	43.633	58.583	231.1	15:40.542
7	2:08.692	27.322	42.476	58.894	233.1	17:49.234
8	2:09.644	27.905	42.150	59.589	198.9	19:58.878



Professional Track Days

Imola 16.07.2021

Free Practice 2 Group A

Sector Analysis

— Invalidated Lap ■ Personal Best ■ Session Best B Crossing the pit lane

Lap	Time	Sector 1	Sector 2	Sector 3	T.Sp	Elapsed	Lap	Time	Sector 1	Sector 2	Sector 3	T.Sp	Elapsed
9	2:11.564	27.418	44.489	59.657	221.4	22:10.442	9	2:09.603	27.374	42.530	59.699	239.5	21:00.577
10	2:07.245	26.951	42.052	58.242	230.6	24:17.687	10	2:10.027	27.182	42.956	59.889	235.7	23:10.604
11	6:07.660B	27.020	44.010	4:56.630	231.1	30:25.347	11	5:06.931B	30.593	46.758	3:49.580	168.8	28:17.535
							12	2:51.922	59.151	48.505	1:04.266	135.3	31:09.457

207 NOVA 207
NOVA RACE Mercedes Amg

1	3:13.291	1:24.520	46.241	1:02.530	133.6	3:13.291
2	2:14.871	29.259	44.580	1:01.032	203.1	5:28.162
3	2:15.076	28.369	46.016	1:00.691	225.2	7:43.238
4	2:13.843	28.166	43.835	1:01.842	221.9	9:57.081
5	2:11.609	27.669	43.695	1:00.245	225.7	12:08.690
6	2:12.112	27.485	43.334	1:01.293	232.6	14:20.802
7	9:08.816B	27.818	44.318	7:56.680	232.6	23:29.618
8	2:34.376	48.489	44.919	1:00.968	116.4	26:03.994
9	2:13.996	28.507	44.784	1:00.705	223.8	28:17.990
10	2:16.361	28.470	46.320	1:01.571	217.3	30:34.351

228 NOVA 228
NOVA RACE Mercedes Amg

1	5:05.177	3:16.457	45.485	1:03.235	113.3	5:05.177
2	2:17.851	29.557	46.225	1:02.069	177.0	7:23.028
3	2:14.950	28.074	44.536	1:02.340	205.5	9:37.978
4	2:12.855	28.453	43.164	1:01.238	190.4	11:50.833
5	2:11.845	27.905	43.621	1:00.319	215.6	14:02.678
6	2:11.432	27.801	42.991	1:00.640	223.8	16:14.110
7	3:52.235B	28.350	43.362	2:40.523	204.7	20:06.345
8	2:39.194	55.805	43.161	1:00.228	148.2	22:45.539
9	2:11.269	27.758	43.329	1:00.182	229.6	24:56.808
10	2:10.859	27.661	42.876	1:00.322	232.1	27:07.667
11	2:11.044	27.617	42.823	1:00.604	220.5	29:18.711
12	2:14.078	27.626	43.512	1:02.940	231.6	31:32.789

250 ALM 25
ALM MOTORSPORT Honda

1	4:19.610	2:18.510	55.054	1:06.046	108.3	4:19.610
2	2:10.080	27.417	42.720	59.943	219.1	6:29.690
3	2:09.224	26.698	42.801	59.725	229.1	8:38.914
4	2:09.337	27.000	42.712	59.625	231.6	10:48.251
5	2:09.590	27.069	42.832	59.689	229.6	12:57.841
6	2:09.565	26.993	42.639	59.933	230.1	15:07.406
7	2:48.282	34.573	1:02.490	1:11.219	156.3	17:55.688
8	2:13.303	27.040	43.122	1:03.141	230.1	20:08.991
9	2:15.559	27.493	43.203	1:04.863	228.6	22:24.550
10	5:19.221B	28.660	45.458	4:05.103	196.4	27:43.771
11	2:56.627	1:05.060	49.244	1:02.323	100.5	30:40.398
12	2:11.949	27.977	43.163	1:00.809	227.6	32:52.347

252 CARBONI / ROMANI
EBIMOTORS Porsche Cayman

1	3:32.206	1:42.709	45.951	1:03.546	134.5	3:32.206
2	2:11.750	27.952	43.463	1:00.335	218.7	5:43.956
3	2:14.011	27.722	43.822	1:02.467	234.7	7:57.967
4	2:10.562	27.455	42.939	1:00.168	226.2	10:08.529
5	2:13.932	27.415	45.866	1:00.651	236.8	12:22.461
6	2:10.002	27.383	42.496	1:00.123	227.6	14:32.463
7	2:09.899	27.170	42.472	1:00.257	237.3	16:42.362
8	2:08.612	27.129	42.286	59.197	235.2	18:50.974

270 ALM 27
ALM MOTORSPORT Honda

1	3:38.476	1:50.405	44.831	1:03.240	136.0	3:38.476
2	2:08.057	26.856	41.753	59.448	228.1	5:46.533
3	2:08.733	26.712	42.718	59.303	232.1	7:55.266
4	2:09.214	27.190	42.867	59.157	231.1	10:04.480
5	2:10.305	26.984	43.436	59.885	232.1	12:14.785
6	2:09.628	26.808	42.642	1:00.178	232.1	14:24.413
7	2:09.428	26.913	42.111	1:00.404	233.1	16:33.841
8	2:09.290	27.063	42.208	1:00.019	231.1	18:43.131
9	5:47.371B	27.250	42.680	4:37.441	229.6	24:30.502
10	2:34.932	50.320	43.590	1:01.022	139.4	27:05.434
11	2:11.627	27.858	42.518	1:01.251	225.2	29:17.061
12	2:23.257	27.777	44.172	1:11.308	220.5	31:40.318

690 NEGRONI / RADDINO
GDL MOTORSPORT Porsche

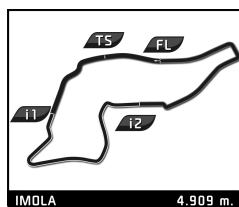
1	7:36.711	5:39.040	50.208	1:07.463	129.2	7:36.711
2	2:23.011	31.268	46.228	1:05.515	187.0	9:59.722
3	2:15.920	28.942	44.939	1:02.039	203.1	12:15.642
4	2:33.128B	29.044	45.079	1:19.005	202.8	14:48.770
5	6:16.825	4:21.622	47.172	1:08.031	138.5	21:05.595
6	2:26.843	30.548	48.713	1:07.582	192.1	23:32.438
7	2:26.743	33.382	48.035	1:05.326	154.7	25:59.181
8	2:27.666	31.910	51.225	1:04.531	164.3	28:26.847
9	2:27.446	32.003	48.714	1:06.729	183.1	30:54.293
10	3:01.013B	33.149	51.202	1:36.662	161.8	33:55.306

718 CPT
CENTRI PORSCHE TICINO Porsche Cayman

1	7:32.769	5:26.435	53.728	1:12.606	93.6	7:32.769
2	2:33.191	30.651	48.052	1:14.488	185.7	10:05.960
3	2:26.864	35.296	47.248	1:04.320	143.6	12:32.824
4	2:26.091	30.398	46.151	1:09.542	184.1	14:58.915
5	2:21.250	30.058	47.604	1:03.588	203.5	17:20.165
6	2:19.830	31.113	46.163	1:02.554	176.4	19:39.995
7	2:15.809	29.265	45.191	1:01.353	199.3	21:55.804
8	2:17.669	29.378	46.384	1:01.907	198.6	24:13.473
9	2:15.154	29.199	44.426	1:01.529	197.5	26:28.627
10	2:15.155	28.609	45.054	1:01.492	203.5	28:43.782
11	2:15.948	29.736	44.745	1:01.467	187.3	30:59.730
12	2:17.327	29.586	45.185	1:02.556	192.8	33:17.057

955 BROGGI / DE CASTRO / NICOLAE
EBIMOTORS Porsche

1	4:28.450	2:30.725	52.066	1:05.659	112.8	4:28.450
2	2:25.286	29.752	49.833	1:05.701	180.3	6:53.736
3	2:18.515	29.845	47.363	1:01.307	184.4	9:12.251
4	2:17.123	29.065	46.259	1:01.799	198.9	11:29.374
5	2:15.591	30.382	44.440	1:00.769	192.1	13:44.965
6	2:14.602	28.768	44.728	1:01.106	204.3	15:59.567
7	2:12.500	27.885	44.594	1:00.021	210.0	18:12.067



Professional Track Days

Imola 16.07.2021

Free Practice 2 Group A

Sector Analysis

— Invalidated Lap ■ Personal Best ■ Session Best B Crossing the pit lane

Lap	Time	Sector 1	Sector 2	Sector 3	T.Spd	Elapsed	Lap	Time	Sector 1	Sector 2	Sector 3	T.Spd	Elapsed
8	2:12.225	27.957	44.170	1:00.098	213.8	20:24.292							
9	2:11.429	27.842	43.825	59.762	205.9	22:35.721							
10	2:12.600	28.615	43.996	59.989	206.7	24:48.321							
11	4:04.084 B	29.334	44.807	2:49.943	202.0	28:52.405							
12	2:34.074	47.746	43.210	1:03.118	145.2	31:26.479							

988 BRUSA		TARGET COMPETITION					
		Hyundai					
1	3:17.965	1:33.967	43.767	1:00.231	140.6	3:17.965	
2	2:12.287	29.977	42.489	59.821	193.8	5:30.252	
3	2:09.701	26.776	43.305	59.620	227.6	7:39.953	
4	2:09.374	27.409	42.308	59.657	228.6	9:49.327	
5	2:09.516	27.188	42.064	1:00.264	226.6	11:58.843	
6	2:34.077	27.330	42.400	1:24.347	226.2	14:32.920	
7	18:00.727 B	41.030	1:03.002	...	132.1	32:33.647	