

# Professional Track Days

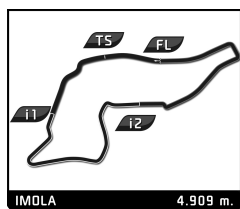
## Imola 16.07.2021

### Free Practice 2 Group B

## Sector Analysis

— Invalidated Lap    ■ Personal Best    ■ Session Best    B Crossing the pit lane

Lap	Time	Sector 1	Sector 2	Sector 3	T.Sp	Elapsed	Lap	Time	Sector 1	Sector 2	Sector 3	T.Sp	Elapsed
<b>03</b> M. MORETTI BONALDI MOTORSPORT Porsche							<b>010</b> CERIOLI / BARALDI IMPERIALE RACING Lamborghini Huracan						
1	19:13.072	...	41.349	55.886	164.3	19:13.072	1	2:18.749	38.812	42.550	57.387	153.2	2:18.749
2	2:01.921	26.598	39.642	55.681	206.7	21:14.993	2	<b>2:05.814</b>	27.558	40.963	<b>57.293</b>	196.4	4:24.563
3	2:01.645	25.833	40.283	55.529	237.8	23:16.638	3	5:58.594 B	<b>27.123</b>	<b>40.774</b>	4:50.697	210.0	10:23.157
4	2:02.006	25.622	41.143	55.241	240.0	25:18.644	4	2:52.701	1:01.686	47.585	1:03.430	110.1	13:15.858
5	2:14.394	25.985	51.971	56.438	238.9	27:33.038	5	2:19.557	30.579	47.578	1:01.400	170.4	15:35.415
6	2:00.585	25.790	39.625	55.170	248.5	29:33.623	6	2:17.654	30.352	45.658	1:01.644	176.1	17:53.069
7	2:16.712	28.033	46.808	1:01.871	195.6	31:50.335	7	2:32.773	37.743	50.882	1:04.148	140.6	20:25.842
8	2:00.154	25.747	39.124	55.283	253.8	33:50.489	8	2:22.947	32.221	47.461	1:03.265	180.6	22:48.789
9	1:59.560	25.328	39.217	55.015	257.5	35:50.049	9	2:18.217	32.207	45.142	1:00.868	176.4	25:07.006
10	13:35.421 B	25.247	40.338	...	260.7	49:25.470	10	2:31.771	32.074	51.993	1:07.704	184.7	27:38.777
11	2:16.303	41.311	40.263	54.729	170.2	51:41.773	11	2:21.370	30.504	47.106	1:03.760	177.3	30:00.147
12	1:58.310	<b>24.613</b>	39.422	54.275	262.6	53:40.083	12	5:15.491 B	31.836	46.183	3:57.472	181.2	35:15.638
13	<b>1:58.033</b>	24.781	<b>39.010</b>	<b>54.242</b>	263.9	55:38.116	13	2:53.385	57.491	50.232	1:05.662	133.6	38:09.023
<b>4</b> MONCINI / CAZZANIGA GHINZANI MOTORSPORT Porsche							<b>12</b> FERRARI / AGOSTINI AUDI SPORT ITALIA Audi R8 Lms						
1	27:53.499	...	44.949	1:00.020	125.4	27:53.499	1	7:22.875	5:43.209	41.942	57.724	148.7	7:22.875
2	2:05.556	26.433	40.792	58.331	213.4	29:59.055	2	2:03.450	25.961	39.689	57.800	231.1	9:26.325
3	2:02.175	25.705	40.188	56.282	234.7	32:01.230	3	2:01.106	26.044	39.516	55.546	241.6	11:27.431
4	2:11.931	25.663	40.017	1:06.251	250.2	34:13.161	4	6:49.807 B	25.440	39.018	5:45.349	244.4	18:17.238
5	2:00.892	25.202	39.552	56.138	255.0	36:14.053	5	2:27.194	53.011	39.216	54.967	121.1	20:44.432
6	2:03.153	26.038	40.651	56.464	232.6	38:17.206	6	2:00.912	25.509	38.913	56.490	248.5	22:45.344
7	2:22.096 B	25.277	39.766	1:17.053	252.6	40:39.302	7	1:59.234	25.138	38.937	55.159	252.0	24:44.578
8	4:40.193	2:59.163	44.393	56.637	144.6	45:19.495	8	1:58.726	25.146	38.766	54.814	250.8	26:43.304
9	2:02.868	25.433	42.383	<b>55.052</b>	241.6	47:22.363	9	1:58.420	25.051	38.856	54.513	251.4	28:41.724
10	2:00.154	25.140	39.917	55.097	253.2	49:22.517	10	5:37.403 B	24.952	39.793	4:32.658	252.0	34:19.127
11	<b>1:59.951</b>	<b>25.136</b>	<b>39.448</b>	55.367	258.1	51:22.468	11	2:17.715	41.502	40.082	56.131	158.9	36:36.842
12	2:22.845 B	25.145	40.019	1:17.681	250.8	53:45.313	12	1:59.806	25.048	38.621	56.137	248.5	38:36.648
<b>8</b> AF CORSE 8 AF CORSE Ferrari 488							<b>14</b> AKM MOTORSPORT 1 AKM MOTORSPORT Mercedes Amg						
1	5:42.305	3:44.186	48.316	1:09.803	130.8	5:42.305	1	3:12.364	1:26.431	41.693	1:04.240	109.1	3:12.364
2	2:22.698	31.572	46.441	1:04.685	173.2	8:05.003	2	2:02.812	27.041	39.746	56.025	224.2	5:15.176
3	2:14.114	29.194	44.148	1:00.772	188.7	10:19.117	3	2:03.180	26.343	40.416	56.421	226.6	7:18.356
4	2:08.959	27.579	42.639	58.741	207.1	12:28.076	4	2:06.830	25.769	39.301	1:01.760	238.4	9:25.186
5	2:07.631	26.919	42.472	58.240	222.4	14:35.707	5	1:59.637	25.314	38.857	55.466	247.9	11:24.823
6	2:09.384	28.975	42.589	57.820	177.9	16:45.091	6	<b>1:58.606</b>	25.143	<b>38.708</b>	54.755	249.0	13:23.429
7	2:05.784	26.504	41.805	57.475	235.2	18:50.875	7	6:53.158 B	25.221	40.081	5:47.856	250.2	20:16.587
8	2:08.480	27.444	43.166	57.870	234.7	20:59.355	8	2:22.370	46.981	40.001	55.388	166.4	22:38.957
9	2:06.548	26.778	41.753	58.017	219.1	23:05.903	9	1:59.836	25.391	38.852	55.593	252.6	24:38.793
10	2:05.109	26.226	41.510	57.373	241.6	25:11.012	10	1:59.501	25.399	38.774	55.328	249.0	26:38.294
11	2:05.538	27.176	41.435	56.927	226.6	27:16.550	11	1:58.622	25.150	38.815	<b>54.657</b>	250.2	28:36.916
12	2:09.807	26.258	41.674	1:01.875	236.8	29:26.357							
13	2:10.534	27.576	41.767	1:01.191	214.3	31:36.891							
14	2:04.468	26.711	41.008	56.749	233.1	33:41.359							
15	2:03.813	26.336	40.716	56.761	235.7	35:45.172							
16	2:03.296	26.486	40.655	56.155	242.2	37:48.468							
17	2:03.285	26.507	40.447	56.331	219.6	39:51.753							
18	2:02.527	26.016	40.238	56.273	245.0	41:54.280							
19	2:02.169	26.013	40.375	55.781	247.9	43:56.449							
20	2:01.514	25.872	40.046	55.596	246.7	45:57.963							
21	4:59.293 B	26.518	41.996	3:50.779	249.0	50:57.256							
22	2:19.036	44.055	40.011	54.970	156.8	53:16.292							
23	<b>1:59.415</b>	<b>25.718</b>	<b>39.168</b>	<b>54.529</b>	253.2	55:15.707							



# Professional Track Days

## Imola 16.07.2021

### Free Practice 2 Group B

## Sector Analysis

\_ Invalidated Lap 
 ■ Personal Best 
 ■ Session Best 
 ■ Crossing the pit lane

Lap	Time	Sector 1	Sector 2	Sector 3	T.Sp	Elapsed	Lap	Time	Sector 1	Sector 2	Sector 3	T.Sp	Elapsed
12	1:59.904	25.098	39.660	55.146	252.6	30:36.820							
13	1:59.034	<b>24.705</b>	38.867	55.462	251.4	32:35.854							

15 OMBRA 15						
OMBRA RACING Porsche						
1	7:31.398	5:38.079	43.215	1:10.104	103.3	7:31.398
2	23:16.021 <b>B</b>	26.636	40.056	...	216.4	30:47.419
3	2:41.740	57.713	43.392	1:00.635	131.5	33:29.159
4	2:01.538	25.862	39.679	55.997	235.2	35:30.697
5	2:00.466	25.248	39.892	55.326	262.6	37:31.163
6	1:59.937	25.191	39.627	55.119	263.9	39:31.100
7	6:08.630 <b>B</b>	25.552	39.919	5:03.159	264.6	45:39.730
8	2:26.746	51.125	40.430	55.191	125.9	48:06.476
9	1:59.432	25.073	39.412	54.947	263.3	50:05.908
10	2:00.230	25.222	39.509	55.499	264.6	52:06.138
11	<b>1:58.640</b>	24.974	<b>39.191</b>	54.475	265.3	54:04.778
12	1:58.856	<b>24.936</b>	39.516	<b>54.404</b>	266.6	56:03.634

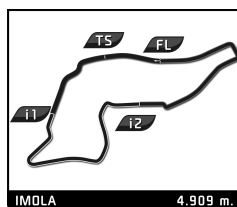
19 LLARENA / MIDDLETON / GHIOTTO						
IMPERIALE RACING Lamborghini Huracan						
1	6:58.564	5:13.654	43.578	1:01.332	161.8	6:58.564
2	4:45.764 <b>B</b>	26.951	42.328	3:36.485	205.9	11:44.328
3	2:31.742	53.333	41.374	57.035	166.7	14:16.070
4	2:02.766	25.819	40.185	56.762	235.2	16:18.836
5	2:02.909	25.711	40.743	56.455	247.3	18:21.745
6	2:02.265	25.238	40.201	56.826	249.0	20:24.010
7	4:35.272 <b>B</b>	26.173	40.309	3:28.790	249.0	24:59.282
8	2:18.901	40.897	42.155	55.849	167.5	27:18.183
9	2:03.598	26.315	40.293	56.990	215.1	29:21.781
10	1:59.766	25.569	38.929	55.268	249.6	31:21.547
11	1:58.890	25.182	38.858	54.850	252.0	33:20.437
12	2:00.195	25.384	38.951	55.860	252.6	35:20.632
13	1:59.062	25.211	<b>38.733</b>	55.118	252.6	37:19.694
14	5:16.561 <b>B</b>	25.236	38.832	4:12.493	252.0	42:36.255
15	2:26.009	49.756	40.530	55.723	167.7	45:02.264
16	1:59.527	25.057	39.468	55.002	251.4	47:01.791
17	2:00.878	25.052	39.899	55.927	250.8	49:02.669
18	1:58.690	25.058	38.864	54.768	250.8	51:01.359
19	<b>1:58.681</b>	24.854	39.241	<b>54.586</b>	251.4	53:00.040
20	2:04.074	<b>24.733</b>	39.301	1:00.040	252.0	55:04.114

25 A. GIARDELLI						
DINAMIC MOTORSPORT Porsche						
1	19:03.365	...	40.048	55.565	154.1	19:03.365
2	2:00.679	25.467	39.894	55.318	238.9	21:04.044
3	2:06.974	25.845	40.686	1:00.443	227.1	23:11.018
4	2:14.928	25.263	54.456	55.209	231.6	25:25.946
5	2:00.553	24.816	40.343	55.394	256.9	27:26.499
6	6:11.863 <b>B</b>	25.348	56.044	4:50.471	238.9	33:38.362
7	2:25.027	48.405	40.281	56.341	141.5	36:03.389
8	1:58.510	<b>24.598</b>	39.273	54.639	263.3	38:01.899
9	<b>1:57.720</b>	24.751	38.807	<b>54.162</b>	249.0	39:59.619
10	2:07.209	25.845	46.193	55.171	236.8	42:06.828
11	1:58.181	24.758	38.844	54.579	263.9	44:05.009
12	1:58.368	24.903	<b>38.766</b>	54.699	253.2	46:03.377

27 MALVESTITI / CERQUI						
GHINZANI MOTORSPORT Porsche						
1	28:33.327	...	43.279	1:04.409	119.7	28:33.327
2	2:20.079	27.579	48.235	1:04.265	202.4	30:53.406
3	2:04.313	26.311	40.929	57.073	234.7	32:57.719
4	2:02.318	26.099	40.814	55.405	242.2	35:00.037
5	2:34.830 <b>B</b>	27.863	46.268	1:20.699	215.6	37:34.867
6	4:46.659	2:59.658	42.048	1:04.953	115.9	42:21.526
7	2:01.124	25.665	39.843	55.616	244.4	44:22.650
8	2:00.620	25.537	40.033	55.050	255.7	46:23.270
9	2:00.895	25.425	39.891	55.579	258.8	48:24.165
10	2:00.381	25.223	39.620	55.538	261.3	50:24.546
11	2:23.232	29.905	52.771	1:00.556	212.5	52:47.778
12	1:59.937	<b>25.130</b>	39.674	55.133	262.6	54:47.715
13	<b>1:59.097</b>	25.150	<b>39.427</b>	<b>54.520</b>	262.6	56:46.812

28 G. AMATI						
DINAMIC MOTORSPORT Porsche						
1	3:06.733	1:23.258	43.474	1:00.001	135.9	3:06.733
2	2:05.050	27.158	40.751	57.141	222.4	5:11.783
3	2:04.249	26.368	40.386	57.495	225.2	7:16.032
4	2:03.206	26.018	40.056	57.132	241.1	9:19.238
5	8:00.621 <b>B</b>	26.064	40.278	6:54.279	243.3	17:19.859
6	3:01.734	1:09.328	47.170	1:05.236	115.4	20:21.593
7	2:14.879	29.955	45.742	59.182	213.4	22:36.472
8	2:11.118	28.629	42.302	1:00.187	227.6	24:47.590
9	2:07.013	26.849	41.664	58.500	229.1	26:54.603
10	2:05.927	26.658	41.789	57.480	233.6	29:00.530
11	2:04.670	26.487	41.063	57.120	239.5	31:05.200
12	2:04.888	26.364	41.193	57.331	238.9	33:10.088
13	4:30.063 <b>B</b>	26.535	41.370	3:22.158	243.3	37:40.151
14	2:33.613	50.658	44.275	58.680	116.8	40:13.764
15	2:03.994	26.424	41.561	56.009	238.9	42:17.758
16	2:02.586	26.160	40.182	56.244	231.6	44:20.344
17	2:01.139	25.898	39.807	55.434	238.4	46:21.483
18	2:04.173	25.665	42.426	56.082	243.3	48:25.656
19	2:00.906	25.587	39.917	55.402	245.6	50:26.562
20	2:01.010	25.725	40.071	55.214	244.4	52:27.572
21	2:01.131	25.702	39.738	55.691	242.2	54:28.703
22	<b>1:59.868</b>	<b>25.482</b>	<b>39.430</b>	<b>54.956</b>	247.9	56:28.571

32 TSUNAMI 1						
TSUNAMI RT Porsche						
1	13:51.731	...	40.502	56.085	145.0	13:51.731
2	2:01.214	25.325	39.891	55.998	243.9	15:52.945
3	2:01.486	25.239	39.907	56.340	250.2	17:54.431
4	2:05.070	28.702	40.189	56.179	143.2	19:59.501
5	2:00.555	25.455	39.705	55.395	255.0	22:00.056
6	2:00.092	25.037	39.787	55.268	258.1	24:00.148
7	2:44.830 <b>B</b>	29.271	47.420	1:28.139	239.5	26:44.978
8	4:29.424	2:52.849	41.045	55.530	158.9	31:14.402
9	<b>2:02.421</b>	25.053	41.525	55.843	255.7	33:16.823
10	1:59.963	24.927	40.049	54.987	256.9	35:16.786
11	2:00.336	<b>24.785</b>	39.982	55.569	260.7	37:17.122
12	1:59.966	25.087	39.912	54.967	261.3	39:17.088
13	1:59.808	24.990	39.609	55.209	258.1	41:16.896



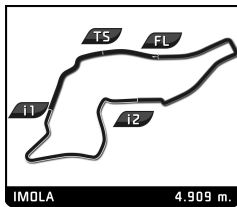
# Professional Track Days

## Imola 16.07.2021

### Free Practice 2 Group B

## Sector Analysis

— Invalidated Lap							■ Personal Best	■ Session Best	B Crossing the pit lane							
Lap	Time	Sector 1	Sector 2	Sector 3	T.Spd	Elapsed	Lap	Time	Sector 1	Sector 2	Sector 3	T.Spd	Elapsed			
<b>33</b> TSUNAMI 2																
TSUNAMI RT Porsche																
1	13:55.470	...	40.844	56.282	152.9	13:55.470										
2	2:02.116	26.398	40.009	55.709	212.5	15:57.586										
3	2:01.656	25.606	40.681	55.369	258.8	17:59.242										
4	2:01.965	26.914	39.664	55.387	242.8	20:01.207										
5	2:00.108	25.482	39.653	54.973	251.4	22:01.315										
6	1:59.601	25.224	39.632	54.745	262.0	24:00.916										
7	2:00.319	25.858	39.358	55.103	241.6	26:01.235										
8	2:00.289	25.187	39.609	55.493	261.3	28:01.524										
9	2:25.018B	28.255	41.651	1:15.112	246.1	30:26.542										
10	7:44.872	6:10.079	40.027	54.766	155.4	38:11.414										
11	1:59.723	25.357	39.429	54.937	252.0	40:11.137										
12	2:01.375	25.755	41.079	54.541	260.0	42:12.512										
13	1:58.538	24.848	39.125	54.565	262.0	44:11.050										
14	1:58.944	25.268	39.067	54.609	254.4	46:09.994										
15	1:59.743	25.008	39.858	54.877	263.9	48:09.737										
16	1:59.598	25.420	39.050	55.128	263.3	50:09.335										
17	1:59.254	25.167	39.551	54.536	256.3	52:08.589										
18	2:19.828B	26.307	39.900	1:13.621	265.9	54:28.417										
<b>63</b> IACONE / TEMPESTA																
IMPERIALE RACING Lamborghini Huracan																
1	4:32.902	2:48.888	45.253	58.761	113.9	4:32.902										
2	2:03.269	26.187	40.797	56.285	232.1	6:36.171										
3	6:13.136B	26.062	40.178	5:06.896	235.2	12:49.307										
4	2:18.509	41.499	40.654	56.356	156.3	15:07.816										
5	2:01.284	25.762	40.093	55.429	247.3	17:09.100										
6	2:01.416	26.006	39.811	55.599	246.7	19:10.516										
7	2:00.824	25.714	39.623	55.487	249.6	21:11.340										
8	2:00.565	25.399	39.599	55.567	250.8	23:11.905										
9	2:05.231	28.463	40.832	55.936	225.7	25:17.136										
10	2:06.155	25.616	42.653	57.886	250.8	27:23.291										
11	2:00.960	25.356	39.646	55.958	250.8	29:24.251										
12	2:00.775	25.502	39.702	55.571	251.4	31:25.026										
13	2:00.178	25.224	39.404	55.550	252.0	33:25.204										
14	4:37.769B	25.157	39.496	3:33.116	251.4	38:02.973										
15	2:30.701	47.726	44.061	58.914	160.4	40:33.674										
16	2:11.655	30.576	42.789	58.290	216.9	42:45.329										
17	2:06.720	27.044	41.877	57.799	227.1	44:52.049										
18	2:05.716	26.754	41.812	57.150	241.6	46:57.765										
19	2:07.514	26.643	41.930	58.941	249.0	49:05.279										
20	2:10.508	29.423	42.958	58.127	227.1	51:15.787										
21	2:05.181	26.975	41.492	56.714	217.3	53:20.968										
22	2:03.810	26.394	40.945	56.471	246.1	55:24.778										
<b>77</b> NOVA 77																
NOVA RACE Honda Nsx																
1	3:17.760	1:34.541	42.357	1:00.862	144.2	3:17.760										
2	2:06.001	27.086	41.610	57.305	233.6	5:23.761										
3	2:03.600	26.008	39.792	57.800	250.2	7:27.361										
4	2:01.859	25.890	39.562	56.407	252.0	9:29.220										
5	2:01.078	26.028	39.238	55.812	245.6	11:30.298										
6	4:36.033B	25.614	40.672	3:29.747	256.9	16:06.331										
7	2:21.228	45.624	39.367	56.237	146.2	18:27.559										
8	2:00.752	25.376	39.674	55.702	256.9	20:28.311										
9	2:03.131	27.907	39.792	55.432	225.2	22:31.442										
10	1:59.689	25.181	39.120	55.388	258.1	24:31.131										
11	1:59.187	24.975	38.842	55.370	258.1	26:30.318										
12	1:59.384	25.172	38.959	55.253	258.1	28:29.702										
13	1:58.112	24.974	38.705	54.433	256.9	30:27.814										
<b>88</b> CECOTTO / PEROLINI																
LP RACING Lamborghini Huracan																
1	18:45.632B	1:51.281	45.851	...	159.2	18:45.632										
2	2:39.410	56.557	43.150	59.703	87.5	21:25.042										
3	2:07.158	28.218	41.427	57.513	197.8	23:32.200										



## Professional Track Days

Imola 16.07.2021

## Free Practice 2 Group B

## Sector Analysis

— Invalidated Lap

■ Personal Best

■ Session Best

■ Crossing the pit lane

Lap	Time	Sector 1	Sector 2	Sector 3	T.Sp	Elapsed	Lap	Time	Sector 1	Sector 2	Sector 3	T.Sp	Elapsed
1	6:33.067	4:53.596	42.684	56.787	150.8	6:33.067	9	1:59.127	24.773	38.889	55.465	265.9	36:04.921
2	2:01.623	25.910	39.949	55.764	242.8	8:34.690	10	1:58.756	24.832	38.937	54.987	253.8	38:03.677
3	2:00.856	25.457	39.853	55.546	243.9	10:35.546	11	1:57.694	24.723	38.383	54.588	262.6	40:01.371
4	1:59.961	25.259	39.699	55.003	244.4	12:35.507	12	6:41.457 B	24.659	58.898	5:17.900	262.0	46:42.828
5	2:00.253	25.280	39.544	55.429	243.9	14:35.760	13	2:23.671	49.605	39.640	54.426	132.3	49:06.499
6	1:59.452	25.461	39.115	54.876	243.9	16:35.212	14	1:58.300	25.612	38.905	53.783	246.1	51:04.799
7	2:17.155 B	25.464	39.541	1:12.150	245.0	18:52.367	15	1:56.826	24.376	38.502	53.948	272.1	53:01.625
8	3:22.266	1:48.162	39.509	54.595	169.6	22:14.633	16	1:57.281	24.228	38.652	54.401	274.2	54:58.906
9	1:58.775	24.915	38.964	54.896	246.1	24:13.408							
10	2:16.454 B	24.972	39.251	1:12.231	247.3	26:29.862							
11	4:32.052	2:53.896	41.050	57.106	168.5	31:01.914							
12	2:01.808	25.796	40.238	55.774	247.3	33:03.722							
13	2:00.717	25.407	39.692	55.618	247.3	35:04.439							
14	2:00.259	25.538	39.640	55.081	248.5	37:04.698							
15	2:00.465	25.581	39.426	55.458	248.5	39:05.163							
16	2:08.168	25.300	39.385	1:03.483	247.9	41:13.331							
17	1:59.871	25.279	39.150	55.442	248.5	43:13.202							
18	1:59.513	25.375	39.402	54.736	249.6	45:12.715							
19	1:59.096	25.365	38.700	55.031	247.9	47:11.811							
20	1:58.568	25.046	38.882	54.640	249.6	49:10.379							
21	2:17.607 B	25.400	39.331	1:12.876	247.9	51:27.986							

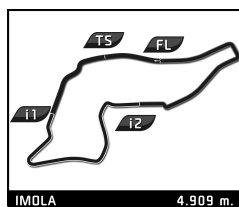
Lap	Time	Sector 1	Sector 2	Sector 3	T.Sp	Elapsed
1	7:00.971	5:12.692	47.639	1:00.640	165.1	7:00.971
2	2:08.180	27.971	42.506	57.703	199.3	9:09.151
3	2:04.050	26.007	41.151	56.892	243.3	11:13.201
4	2:02.630	25.651	40.187	56.792	260.7	13:15.831
5	2:03.991	25.488	39.882	58.621	259.4	15:19.822
6	2:00.803	25.438	39.540	55.825	263.9	17:20.625
7	2:03.454	25.433	40.695	57.326	263.3	19:24.079
8	2:00.738	25.314	39.959	55.465	259.4	21:24.817
9	2:02.468	25.428	39.720	57.320	267.3	23:27.285
10	2:15.421	25.941	41.438	1:08.042	222.4	25:42.706
11	2:10.014	26.501	43.028	1:00.485	233.1	27:52.720
12	7:07.320 B	25.446	40.732	6:01.142	267.9	35:00.040
13	2:36.657	51.831	46.921	57.905	143.6	37:36.697
14	2:05.056	27.082	41.543	56.431	211.3	39:41.753
15	2:03.750	26.854	40.785	56.111	210.4	41:45.503
16	2:02.096	26.459	40.154	55.483	218.7	43:47.599
17	2:00.971	26.012	39.922	55.037	236.8	45:48.570
18	2:01.220	26.019	39.901	55.300	251.4	47:49.790
19	1:59.852	25.617	39.629	54.606	248.5	49:49.642
20	2:05.202	28.750	41.016	55.436	188.7	51:54.844
21	2:00.236	25.485	39.385	55.366	257.5	53:55.080
22	1:58.592	25.409	39.323	53.860	260.7	55:53.672

Lap	Time	Sector 1	Sector 2	Sector 3	T.Sp	Elapsed
1	20:05.784	...	40.873	56.564	74.4	20:05.784
2	2:00.427	25.612	39.479	55.336	229.6	22:06.211
3	1:59.414	25.243	39.241	54.930	246.1	24:05.625
4	1:58.837	24.950	39.172	54.715	256.3	26:04.462
5	1:59.578	25.346	39.028	55.204	235.7	28:04.040
6	1:58.316	24.699	39.043	54.574	255.7	30:02.356
7	2:04.989	27.751	40.767	56.471	199.7	32:07.345
8	1:58.449	24.746	39.108	54.595	260.7	34:05.794

Lap	Time	Sector 1	Sector 2	Sector 3	T.Sp	Elapsed
1	2:58.869	1:12.960	43.921	1:01.988	133.3	2:58.869
2	14:42.605 B	28.139	42.595	...	201.2	17:41.474
3	2:35.716	53.387	43.147	59.182	140.0	20:17.190
4	2:00.834	25.854	39.575	55.405	227.1	22:18.024
5	1:58.772	25.440	38.621	54.711	236.8	24:16.796
6	1:57.511	24.990	38.210	54.311	245.0	26:14.307
7	13:25.730 B	25.024	38.527	...	249.6	39:40.037
8	2:43.705	55.336	47.898	1:00.471	106.3	42:23.742
9	2:06.766	27.071	41.111	58.584	217.8	44:30.508
10	2:03.852	26.080	39.879	57.893	233.1	46:34.360
11	2:01.222	25.584	39.714	55.924	247.3	48:35.582
12	2:02.513	26.043	40.270	56.200	242.8	50:38.095
13	2:01.872	25.422	39.831	56.619	257.5	52:39.967
14	2:00.603	25.272	39.641	55.690	258.1	54:40.570
15	2:01.269	25.525	39.603	56.141	250.2	56:41.839

Lap	Time	Sector 1	Sector 2	Sector 3	T.Sp	Elapsed
1	3:20.366	1:30.130	44.003	1:06.233	147.0	3:20.366
2	2:15.372	28.137	44.658	1:02.577	210.4	5:35.738
3	2:11.589	27.852	43.250	1:00.487	202.4	7:47.327
4	2:07.950	27.290	41.683	58.977	224.7	9:55.277
5	2:05.258	26.675	40.923	57.660	226.2	12:00.535
6	2:04.700	26.482	41.084	57.134	240.5	14:05.235
7	2:04.820	26.235	41.191	57.394	242.8	16:10.055
8	4:42.962 B	26.162	40.652	3:36.148	235.2	20:53.017
9	2:33.406	54.475	40.384	58.547	144.2	23:26.423
10	2:01.659	25.454	40.006	56.199	250.2	25:28.082
11	2:03.454	25.028	39.619	58.807	251.4	27:31.536
12	2:00.711	25.204	39.622	55.885	253.8	29:32.247
13	2:01.455	25.050	39.246	57.159	253.2	31:33.702
14	1:59.610	25.033	39.010	55.567	250.2	33:33.312
15	3:51.031 B	26.252	40.109	2:44.670	242.8	37:24.343
16	2:33.706	53.088	42.307	58.311	101.1	39:58.049
17	2:01.033	25.521	39.706	55.806	253.8	41:59.082
18	2:00.599	25.280	39.475	55.844	247.3	43:59.681
19	2:08.954	25.754	39.563	1:03.637	251.4	46:08.635
20	2:09.526	25.227	39.092	1:05.207	250.8	48:18.161
21	2:05.623	26.029	41.599	57.995	246.7	50:23.784
22	1:59.700	25.127	38.975	55.598	252.0	52:23.484
23	1:59.458	25.109	39.138	55.211	248.5	54:22.942
24	1:58.960	25.212	38.726	55.022	250.8	56:21.902

Lap	Time	Sector 1	Sector 2	Sector 3	T.Sp	Elapsed
1	7:57.471	...	...	...	...	7:57.471



# Professional Track Days

## Imola 16.07.2021

### Free Practice 2 Group B

### Sector Analysis

— Invalidated Lap    ■ Personal Best    ■ Session Best    B Crossing the pit lane

Lap	Time	Sector 1	Sector 2	Sector 3	T.Sp	Elapsed	Lap	Time	Sector 1	Sector 2	Sector 3	T.Sp	Elapsed
2	2:04.627					10:02.098							
3	2:04.691					12:06.789							
4	2:32.063 <b>B</b>					14:38.852							
5	6:55.455					21:34.307							
6	2:03.353					23:37.660							
7	2:03.678					25:41.338							
8	2:03.527					27:44.865							
9	9:16.976					37:01.841							
10	2:01.115					39:02.956							
11	2:01.960					41:04.916							
12	2:02.285					43:07.201							
13	7:26.667					50:33.868							
14	2:01.127					52:34.995							
15	<b>2:01.113</b>					54:36.108							
16	2:01.393					56:37.501							