

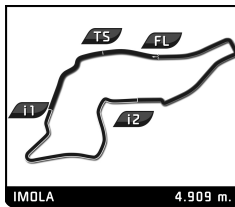
Professional Track Days

Imola 16.07.2021

Free Practice 4 Group A

Sector Analysis

___ Invalidated Lap							■ Personal Best							■ Session Best							B Crossing the pit lane						
Lap	Time	Sector 1	Sector 2	Sector 3	T.Spd	Elapsed	Lap	Time	Sector 1	Sector 2	Sector 3	T.Spd	Elapsed	Lap	Time	Sector 1	Sector 2	Sector 3	T.Spd	Elapsed	Lap	Time	Sector 1	Sector 2	Sector 3	T.Spd	Elapsed
3 V-ACTION R.T.																											
TEAM V-ACTION Bmw M2																											
1	3:49.178	2:12.373	41.683	55.122	128.4	3:49.178	10	4:07.720 B	24.118	37.796	3:05.806	252.6	39:52.942														
2	1:56.776	24.480	38.796	53.500	246.1	5:45.954	11	2:16.848	41.725	40.287	54.836	154.7	42:09.790														
3	1:54.935	24.266	38.144	52.525	247.3	7:40.889	12	1:58.908	25.194	39.166	54.548	244.4	44:08.698														
4	1:55.075	24.176	38.022	52.877	247.9	9:35.964	13	1:57.627	24.775	38.805	54.047	250.2	46:06.325														
5	17:56.100 B	24.242	38.327	...	249.6	27:32.064	14	2:01.516	26.201	40.540	54.775	238.9	48:07.841														
6	2:14.984	43.545	38.578	52.861	135.3	29:47.048	15	1:57.477	24.532	38.822	54.123	251.4	50:05.318														
7	1:57.969	26.004	39.036	52.929	253.2	31:45.017	16	1:56.515	24.415	38.385	53.715	252.6	52:01.833														
8	4:53.143 B	24.266	38.029	3:50.848	253.2	36:38.160	17	2:03.674	25.159	38.645	59.870	232.1	54:05.507														
9	2:25.650	42.004	39.676	1:03.970	154.3	39:03.810																					
10	1:53.871	24.197	37.514	52.160	252.6	40:57.681																					
11	1:53.384	23.903	37.548	51.933	251.4	42:51.065																					
12	2:13.349	23.837	46.306	1:03.206	250.2	45:04.414																					
13	1:53.489	23.780	37.520	52.189	255.0	46:57.903																					
04 S. TAVANO																											
SCUDERIA DEL GIRASOLE Cupra																											
1	9:09.443	7:21.421	45.535	1:02.487	125.1	9:09.443																					
2	2:05.456	25.966	39.062	1:00.428	214.7	11:14.899																					
3	2:32.000 B	25.196	37.840	1:28.964	226.2	13:46.899																					
4	17:31.225	...	42.295	57.765	132.3	31:18.124																					
5	1:56.732	25.659	37.984	53.089	218.7	33:14.856																					
6	1:55.016	24.222	37.635	53.159	241.6	35:09.872																					
7	1:53.544	24.044	37.410	52.090	240.5	37:03.416																					
8	1:53.226	23.882	37.222	52.122	241.1	38:56.642																					
9	1:53.241	23.924	37.360	51.957	240.5	40:49.883																					
10	2:34.046 B	27.551	45.799	1:20.696	209.6	43:23.929																					
11	7:50.061	6:13.352	40.815	55.894	102.2	51:13.990																					
12	1:53.055	24.112	37.091	51.852	236.8	53:07.045																					
13	1:53.076	23.863	37.374	51.839	238.9	55:00.121																					
5 R. GENTILI																											
CZ BASSANO Cooper																											
1	33:10.828	...	45.281	1:03.236	128.1	33:10.828																					
2	2:05.204	26.837	41.380	56.987	218.2	35:16.032																					
3	4:48.119 B	27.211	41.042	3:39.866	219.1	40:04.151																					
4	2:35.156	51.103	43.526	1:00.527	139.8	42:39.307																					
5	2:11.562	26.633	45.269	59.660	218.2	44:50.869																					
6	2:01.920	26.152	40.098	55.670	217.3	46:52.789																					
7	2:01.270	25.996	39.836	55.438	218.2	48:54.059																					
8	2:01.387	25.977	39.940	55.470	217.3	50:55.446																					
9	3:20.232 B	31.096	44.209	2:04.927	195.6	54:15.678																					
10	2:36.381	52.755	44.071	59.555	133.8	56:52.059																					
7 LOSI / MARCUCCI / STOHR																											
CZ BASSANO Bmw M2																											
1	2:52.573	1:13.271	43.370	55.932	143.2	2:52.573																					
2	1:55.214	24.424	38.149	52.641	248.5	4:47.787																					
3	1:54.045	24.185	37.489	52.371	252.6	6:41.832																					
4	3:48.413 B	24.259	38.468	2:45.686	252.0	10:30.245																					
5	17:12.040 B	44.405	39.651	...	130.3	27:42.285																					
6	2:18.570	43.842	39.894	54.834	155.6	30:00.855																					
7	1:55.657	24.736	37.912	53.009	244.4	31:56.512																					
8	1:54.157	24.125	37.606	52.426	252.0	33:50.669																					
9	1:54.553	24.070	37.960	52.523	252.6	35:45.222																					
08 BALDAN																											
TARGET COMPETITION Hyundai																											
1	3:29.361 B	1:34.236	41.380	1:13.745	134.8	3:29.361																					
2	2:47.252 B	53.334	39.797	1:14.121	149.5	6:16.613																					
3	21:34.819 B	1:15.759	42.611	...	149.9	27:51.432																					
4	2:35.386	1:00.565	40.539	54.282	141.1	30:26.818																					
5	1:55.700	24.414	38.071	53.215	234.7	32:22.518																					
6	1:55.082	24.352	37.930	52.800	234.7	34:17.600																					
7	9:22.946 B	26.327	41.047	8:15.572	210.0	43:40.546																					
8	2:20.204	44.205	40.843	55.156	148.4	46:00.750																					
9	2:02.129	24.486	37.801	59.842	234.2	48:02.879																					
10	1:54.156	24.618	37.229	52.309	234.7	49:57.035																					
11	3:28.360 B	24.499	37.234	2:26.627	234.7	53:25.395																					
9 NERI / FASCICOLO																											
CECCATO RACING Bmw M2																											
1	2:55.141	1:07.835	45.876	1:01.430	145.0	2:55.141																					
2	2:04.230	26.091	39.711	58.428	244.4	4:59.371																					
3	1:59.535	25.317	39.101	55.117	246.7	6:58.906																					
4	1:58.078	24.933	38.953	54.192	245.6	8:56.984																					
5	1:57.273	25.078	38.366	53.829	246.7	10:54.257																					
6	1:56.282	24.565	38.039	53.678	245.0	12:50.539																					
7	15:25.269 B	38.414	49.434	...	111.5	28:15.808																					
8	2:26.665	49.601	41.452	55.612	147.4	30:42.473																					
9	1:58.094	24.862	38.966	54.266	244.4	32:40.567																					
10	1:57.943	24.736	39.324	53.883	246.7	34:38.510																					
11	1:56.273	24.405	38.172	53.696	247.3	36:34.783																					
12	4:17.057 B	24.502	38.186	3:14.369	246.1	40:51.840																					
13	2:15.027	43.680	38.180	53.167	136.6	43:06.867																					
14	1:55.390	24.222	38.080	53.088	245.0	45:02.257																					
15	4:34.685 B	25.901	40.903	3:27.881	245.6	49:36.942																					
16	2:12.625	41.708	37.927	52.990	119.1	51:49.567																					
17	1:54.330	24.375	37.503	52.452	243.9	53:43.897																					
18	1:55.111	24.690	38.132	52.289	245.0	55:39.008																					
17 RYBA / GUERRIERI																											
MM MOTORSPORT Honda																											
1	3:18.419	1:41.082	42.458	54.879	151.6	3:18.419																					
2	1:57.170	24.755	38.966	53.449	235.7	5:15.589																					
3	4:42.986 B	24.508	38.208	3:40.270	237.3	9:58.575																					
4	2:28.452	45.343	43.488	59.621	123.1	12:27.027																					
5	15:14.144 B	36.133	52.349	...	235.2	27:41.171																					
6	2:23.129	44.347	42.825	55.957	150.1	30:04.300																					
7	1:55.649	24.883	37.872	52.894	231.6	31:59.949																					
8	5:06.196 B	24.380	57.680	3:44.136	237.8	37:06.145																					
9	2:25.986	44.883	45.093	56.010	146.2	39:32.131																					
10	2:25.888	24.431	1:04.099	57.358	233.6	41:58.019																					
11	1:55.191	24.361	37.861	52.969	234.2	43:53.210																					



Professional Track Days

Imola 16.07.2021

Free Practice 4 Group A

Sector Analysis

— Invalidated Lap ■ Personal Best ■ Session Best B Crossing the pit lane

Lap	Time	Sector 1	Sector 2	Sector 3	T.Sp	Elapsed	Lap	Time	Sector 1	Sector 2	Sector 3	T.Sp	Elapsed
-----	------	----------	----------	----------	------	---------	-----	------	----------	----------	----------	------	---------

12	1:54.653	24.427	37.470	52.756	234.7	45:47.863
13	1:54.175	24.119	37.597	52.459	235.7	47:42.038
14	1:55.187	24.039	37.776	53.372	235.2	49:37.225
15	1:54.157	24.179	37.711	52.267	235.2	51:31.382
16	1:54.111	24.003	37.512	52.596	235.7	53:25.493

21 N. GUIDA		SCUDERIA DEL GIRASOLE Cupra					
1	4:30.968	2:40.617	47.602	1:02.749	137.1	4:30.968	
2	2:06.702	28.546	41.990	56.166	211.3	6:37.670	
3	2:00.266	25.809	39.968	54.489	234.2	8:37.936	
4	1:58.256	25.280	39.118	53.858	240.5	10:36.192	
5	1:56.523	24.841	38.707	52.975	240.5	12:32.715	
6	2:56.740B	31.633	53.462	1:31.645	222.8	15:29.455	
7	15:49.730	...	42.362	56.839	143.8	31:19.185	
8	2:01.743	26.245	39.689	55.809	221.9	33:20.928	
9	1:57.963	25.289	39.112	53.562	236.8	35:18.891	
10	1:58.400	25.285	39.188	53.927	240.0	37:17.291	
11	1:59.440	24.850	38.528	56.062	236.8	39:16.731	
12	1:58.307	24.608	38.546	55.153	242.8	41:15.038	
13	1:55.760	24.647	38.060	53.053	241.6	43:10.798	
14	1:55.120	24.461	38.123	52.536	242.8	45:05.918	
15	2:19.693B	24.224	38.145	1:17.324	244.4	47:25.611	
16	4:57.366	3:14.742	42.498	1:00.126	152.3	52:22.977	
17	1:59.204	25.195	39.915	54.094	231.6	54:22.181	
18	2:45.648B	32.927	45.644	1:27.077	241.1	57:07.829	

24 SHADE M2		SHADE MOTORSPORT Bmw M2					
1	2:53.435	1:11.724	45.697	56.014	121.0	2:53.435	
2	1:56.528	24.780	38.555	53.193	251.4	4:49.963	
3	1:55.640	24.254	38.401	52.985	252.6	6:45.603	
4	1:58.348	24.478	40.390	53.480	253.8	8:43.951	
5	21:01.911B	24.656	38.804	...	251.4	29:45.862	
6	2:43.005	57.669	42.848	1:02.488	139.1	32:28.867	
7	1:55.853	24.724	37.942	53.187	249.6	34:24.720	
8	1:54.719	24.014	37.880	52.825	253.2	36:19.439	
9	1:53.994	24.078	37.605	52.311	252.6	38:13.433	
10	4:01.440B	24.223	38.060	2:59.157	252.6	42:14.873	
11	2:20.399	42.421	38.888	59.090	159.6	44:35.272	
12	1:57.018	24.547	38.393	54.078	254.4	46:32.290	
13	1:55.336	24.240	37.892	53.204	254.4	48:27.626	
14	2:19.986	26.920	51.356	1:01.710	253.8	50:47.612	
15	1:54.946	24.199	37.931	52.816	254.4	52:42.558	
16	2:00.329	26.055	40.868	53.406	255.0	54:42.887	
17	1:55.779	24.287	38.244	53.248	255.0	56:38.666	

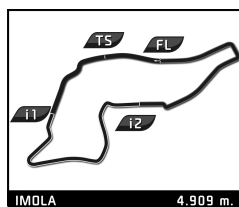
027 E. DELLA PIA		PROMODRIVE Cooper					
1	3:07.366	1:20.055	46.193	1:01.118	131.8	3:07.366	
2	6:07.785B	30.531	46.458	4:50.796	195.6	9:15.151	
3	2:29.568	48.424	42.673	58.471	146.0	11:44.719	
4	16:17.721B	27.732	43.758	...	202.0	28:02.440	
5	2:31.057	52.268	41.978	56.811	127.7	30:33.497	
6	2:03.987	26.530	40.932	56.525	215.6	32:37.484	
7	2:04.076	26.189	41.810	56.077	219.6	34:41.560	
8	2:02.317	26.001	40.334	55.982	221.0	36:43.877	

40 GDL		GDL MOTORSPORT Porsche					
1	2:22.627	50.239	39.509	52.879	118.4	2:22.627	
2	1:50.866	23.644	36.664	50.558	264.6	4:13.493	
3	1:48.578	22.975	35.515	50.088	265.9	6:02.071	
4	1:47.318	22.836	35.331	49.151	265.3	7:49.389	
5	1:47.709	22.765	35.504	49.440	267.9	9:37.098	
6	2:26.557B	24.338	37.703	1:24.516	240.0	12:03.655	
7	7:19.222B	19:22.877	
8	10:08.927	8:38.741	38.137	52.049	152.5	29:31.804	
9	1:47.466	22.838	35.575	49.053	265.9	31:19.270	
10	1:48.352	22.546	36.110	49.696	267.9	33:07.622	
11	1:47.673	22.781	35.497	49.395	267.3	34:55.295	
12	2:07.948B	22.643	36.188	1:09.117	269.3	37:03.243	
13	8:33.504	6:58.823	40.647	54.034	145.6	45:36.747	
14	1:49.347	24.256	35.777	49.314	179.1	47:26.094	
15	1:45.246	22.450	34.680	48.116	268.6	49:11.340	
16	1:44.937	22.268	34.682	47.987	268.6	50:56.277	
17	2:10.459B	22.227	34.675	1:13.557	272.1	53:06.736	

62 IANNOTTA / GIROLAMI		MM MOTORSPORT Honda					
1	4:16.385	2:13.804	53.851	1:08.730	120.0	4:16.385	
2	4:25.248B	35.654	44.351	3:05.243	142.4	8:41.633	
3	2:22.525	43.065	39.158	1:00.302	125.7	11:04.158	
4	1:57.605	24.916	38.437	54.252	232.6	13:01.763	
5	14:48.684B	29.813	48.970	...	176.4	27:50.447	
6	2:27.844	54.623	39.243	53.978	123.8	30:18.291	
7	1:57.948	24.776	38.683	54.489	230.1	32:16.239	
8	1:56.659	24.586	38.345	53.728	232.6	34:12.898	
9	2:12.763	24.394	42.585	1:05.784	232.6	36:25.661	
10	7:54.739B	24.970	38.915	6:50.854	230.6	44:20.400	
11	2:19.041	43.142	39.630	56.269	138.0	46:39.441	
12	1:56.513	24.677	38.218	53.618	234.2	48:35.954	
13	4:52.149B	24.775	43.123	3:44.251	228.6	53:28.103	
14	2:21.143	46.367	40.037	54.739	121.8	55:49.246	

67 PELLEGRINI		PINETTI MOTORSPORT Bmw M2					
1	2:57.904	1:16.925	41.661	59.318	132.1	2:57.904	
2	2:00.620	25.125	39.571	55.924	246.7	4:58.524	
3	1:57.277	24.887	38.819	53.571	247.3	6:55.801	
4	1:57.264	24.724	38.689	53.851	247.3	8:53.065	
5	2:12.582	35.765	42.951	53.866	249.0	11:05.647	

69 ZANASI		PINETTI MOTORSPORT Bmw M2					
1	2:26.706	51.765	40.324	54.617	147.6	2:26.706	
2	1:57.808	24.848	38.999	53.961	250.2	4:24.514	
3	1:58.560	25.854	38.543	54.163	252.0	6:23.074	
4	1:57.189	24.814	38.757	53.618	247.9	8:20.263	
5	4:00.596B	24.605	39.951	2:56.040	250.2	12:20.859	
6	17:20.885	...	42.239	56.831	122.4	29:41.744	
7	2:12.065	32.846	44.310	54.909	253.8	31:53.809	
8	1:54.689	24.172	37.795	52.722	255.0	33:48.498	



Professional Track Days

Imola 16.07.2021

Free Practice 4 Group A

Sector Analysis

— Invalidated Lap ■ Personal Best ■ Session Best B Crossing the pit lane

Lap	Time	Sector 1	Sector 2	Sector 3	T.Sp	Elapsed	Lap	Time	Sector 1	Sector 2	Sector 3	T.Sp	Elapsed
9	1:54.415	23.931	37.785	52.699	255.0	35:42.913	3	1:55.713	24.562	38.103	53.048	240.5	7:20.500
10	1:56.216	24.087	38.414	53.715	257.5	37:39.129	4	1:55.435	24.384	37.866	53.185	240.5	9:15.935
11	1:54.490	24.043	37.667	52.780	255.0	39:33.619	5	3:07.922 B	24.388	38.093	2:05.441	240.5	12:23.857
12	4:21.518 B	24.740	39.518	3:17.260	252.6	43:55.137	6	17:11.431	...	39.802	54.371	135.9	29:35.288
13	2:24.008	43.088	43.888	57.032	148.9	46:19.145	7	1:55.986	24.829	38.246	52.911	242.2	31:31.274
14	1:54.660	24.115	37.846	52.699	253.2	48:13.805	8	1:57.289	26.254	38.065	52.970	241.1	33:28.563
15	1:54.122	23.919	37.685	52.518	255.7	50:07.927	9	1:54.735	24.464	37.575	52.696	241.6	35:23.298
16	1:54.250	24.066	37.858	52.326	258.1	52:02.177	10	1:54.933	24.327	37.795	52.811	241.6	37:18.231
17	1:54.647	24.017	37.638	52.992	257.5	53:56.824	11	1:56.443	24.610	38.349	53.484	243.9	39:14.674

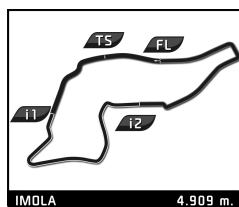
90 SHADE		SHADE MOTORSPORT Porsche					
1	2:59.355	1:23.764	41.338	54.253	139.1	2:59.355	
2	1:54.965	24.160	37.978	52.827	264.6	4:54.320	
3	1:53.759	24.684	36.946	52.129	262.6	6:48.079	
4	4:05.319 B	23.700	36.705	3:04.914	263.3	10:53.398	
5	17:54.209 B	40.716	36.731	...	157.3	28:47.607	
6	2:21.377	51.950	37.741	51.686	158.2	31:08.984	
7	1:52.116	23.662	36.785	51.669	260.7	33:01.100	
8	1:51.632	23.765	36.682	51.185	262.0	34:52.732	
9	1:53.950	23.729	37.838	52.383	263.3	36:46.682	
10	1:53.294	23.855	37.718	51.721	265.3	38:39.976	
11	1:51.569	23.466	36.929	51.174	263.3	40:31.545	
12	1:51.120	23.405	36.540	51.175	260.7	42:22.665	
13	1:51.942	23.756	36.670	51.516	263.3	44:14.607	
14	1:55.406	23.915	36.906	54.585	255.0	46:10.013	
15	3:38.035 B	23.673	36.947	2:37.415	265.3	49:48.048	
16	2:08.563	39.644	37.054	51.865	160.9	51:56.611	
17	1:51.562	23.800	36.645	51.117	262.6	53:48.173	
18	1:55.276	23.678	39.597	52.001	262.6	55:43.449	

207 NOVA 207		NOVA RACE Mercedes Amg					
1	3:13.658	1:36.706	40.855	56.097	154.3	3:13.658	
2	1:58.126	25.396	38.924	53.806	242.8	5:11.784	
3	1:56.321	24.887	38.244	53.190	241.6	7:08.105	
4	1:57.613	24.726	38.707	54.180	243.3	9:05.718	
5	1:56.328	24.364	38.152	53.812	244.4	11:02.046	
6	1:55.966	24.366	37.779	53.821	244.4	12:58.012	
7	17:59.292 B	31.363	49.647	...	150.6	30:57.304	
8	2:43.616	1:01.748	44.427	57.441	97.5	33:40.920	
9	2:00.063	25.411	39.647	55.005	239.5	35:40.983	
10	2:03.188	24.803	39.246	59.139	240.0	37:44.171	
11	1:58.925	24.821	39.572	54.532	240.5	39:43.096	
12	1:57.460	24.558	39.192	53.710	241.1	41:40.556	
13	1:57.020	24.504	38.705	53.811	240.5	43:37.576	
14	1:57.410	24.464	39.096	53.850	240.5	45:34.986	
15	1:56.882	24.452	38.860	53.570	240.5	47:31.868	
16	1:56.549	24.283	38.438	53.828	240.5	49:28.417	
17	1:56.697	24.412	38.805	53.480	240.0	51:25.114	
18	1:57.124	24.523	38.866	53.735	240.0	53:22.238	
19	2:02.295	24.422	39.445	58.428	239.5	55:24.533	

228 NOVA 228		NOVA RACE Mercedes Amg					
1	3:26.932	1:52.410	39.660	54.862	144.2	3:26.932	
2	1:57.855	25.998	38.270	53.587	241.1	5:24.787	

250 ALM 25		ALM MOTORSPORT Honda					
1	3:12.331	1:34.937	41.248	56.146	139.3	3:12.331	
2	3:22.204 B	24.666	38.540	2:18.998	236.8	6:34.535	
3	2:29.764	49.373	40.663	59.728	147.4	9:04.299	
4	1:56.207	24.511	38.349	53.347	238.9	11:00.506	
5	18:34.432 B	24.596	37.953	...	238.4	29:34.938	
6	2:39.314	1:01.028	44.651	53.635	93.5	32:14.252	
7	1:55.041	24.548	37.977	52.516	237.8	34:09.293	
8	1:54.737	24.283	37.475	52.979	238.9	36:04.030	
9	1:54.618	24.186	37.775	52.657	238.9	37:58.648	
10	1:54.609	24.537	37.307	52.765	238.4	39:53.257	
11	4:11.804 B	24.493	37.650	3:09.661	236.2	44:05.061	
12	2:32.952	44.225	40.107	1:08.620	132.8	46:38.013	
13	1:52.127	24.030	36.400	51.697	236.8	48:30.140	
14	3:30.499 B	23.783	37.903	2:28.813	238.9	52:00.639	
15	2:11.976	41.372	37.773	52.831	154.3	54:12.615	
16	1:53.262	24.066	37.009	52.187	237.8	56:05.877	

252 CARBONI / ROMANI		EBIMOTORS Porsche Cayman					
1	2:10.072	37.976	38.509	53.587	151.6	2:10.072	
2	1:57.278	25.297	38.167	53.814	242.2	4:07.350	
3	1:56.256	24.235	37.748	54.273	245.6	6:03.606	
4	6:02.557 B	24.313	37.988	5:00.256	245.0	12:06.163	
5	6:19.127 B	55.360	51.803	4:31.964	143.4	18:25.290	
6	11:09.304	9:33.358	39.899	56.047	126.9	29:34.594	
7	1:58.510	26.480	38.589	53.441	242.2	31:33.104	
8	1:57.796	25.147	39.420	53.229	245.0	33:30.900	
9	1:55.445	24.260	38.192	52.993	246.1	35:26.345	
10	1:55.014	24.108	37.904	53.002	246.7	37:21.359	
11	4:45.665 B	30.217	42.311	3:33.137	246.1	42:07.024	
12	2:22.725	46.567	40.664	55.494	139.1	44:29.749	
13	1:58.935	25.150	39.108	54.677	245.0	46:28.684	
14	1:57.963	24.531	38.823	54.609	245.0	48:26.647	
15	1:57.775	24.677	38.288	54.810	245.0	50:24.422	
16	1:57.009	24.519	38.388	54.102	245.0	52:21.431	
17	1:56.048	24.308	38.080	53.660	245.0	54:17.479	
18	1:59.270	24.463	40.176	54.631	246.1	56:16.749	



Professional Track Days

Imola 16.07.2021

Free Practice 4 Group A

Sector Analysis

— Invalidated Lap ■ Personal Best ■ Session Best B Crossing the pit lane

Lap	Time	Sector 1	Sector 2	Sector 3	T.Sp	Elapsed	Lap	Time	Sector 1	Sector 2	Sector 3	T.Sp	Elapsed
270 ALM 27 ALM MOTORSPORT Honda							13	1:59.840	25.850	39.309	54.681	242.2	48:57.277
1	3:07.587	1:26.838	45.118	55.631	135.3	3:07.587	14	1:59.331	25.154	39.569	54.608	243.9	50:56.608
2	1:56.453	24.795	38.460	53.198	236.8	5:04.040	15	2:02.362	26.623	40.894	54.845	208.8	52:58.970
3	3:13.315 B	24.567	38.644	2:10.104	237.8	8:17.355	16	1:59.868	25.467	39.524	54.877	243.3	54:58.838
4	2:11.526	40.343	37.889	53.294	155.0	10:28.881	17	1:59.815	25.797	39.558	54.460	243.9	56:58.653
5	1:55.083	24.596	37.433	53.054	235.2	12:23.964							
6	17:18.707 B	37.013	51.336	...	235.2	29:42.671	955 BROGGI / DE CASTRO / NICOLAE EBIMOTORS Porsche						
7	2:30.536	54.762	42.423	53.351	108.4	32:13.207	1	3:35.655	1:52.945	44.804	57.906	128.8	3:35.655
8	1:54.956	24.739	37.707	52.510	236.2	34:08.163	2	1:58.415	25.262	39.281	53.872	236.2	5:34.070
9	1:54.084	24.447	37.245	52.392	237.3	36:02.247	3	1:58.006	25.229	39.036	53.741	244.4	7:32.076
10	1:54.247	24.136	37.445	52.666	236.8	37:56.494	4	1:56.389	24.793	38.625	52.971	255.7	9:28.465
11	1:57.996	24.222	37.613	56.161	236.2	39:54.490	5	1:54.594	24.258	37.770	52.566	256.9	11:23.059
12	4:33.789 B	24.575	39.476	3:29.738	237.3	44:28.279	6	16:34.877 B	23.972	38.002	...	258.8	27:57.936
13	2:16.509	43.163	39.523	53.823	140.2	46:44.788	7	2:32.932	55.577	40.598	56.757	129.9	30:30.868
14	1:57.690	24.359	37.390	55.941	235.7	48:42.478	8	1:55.626	23.992	38.717	52.917	260.0	32:26.494
15	1:55.210	24.107	36.988	54.115	235.7	50:37.688	9	1:54.170	23.573	37.861	52.736	262.0	34:20.664
16	1:53.631	24.005	36.953	52.673	237.3	52:31.319	10	1:54.191	23.802	37.910	52.479	262.6	36:14.855
17	1:53.517	24.264	36.902	52.351	236.8	54:24.836	11	1:53.710	23.680	37.856	52.174	262.0	38:08.565
18	2:03.800	24.095	41.910	57.795	238.4	56:28.636	12	1:52.602	23.447	37.355	51.800	262.6	40:01.167
							13	3:57.076 B	24.295	38.002	2:54.779	260.0	43:58.243
							14	2:08.985	40.989	37.163	50.833	170.7	46:07.228
							15	1:50.565	23.483	36.437	50.645	265.3	47:57.793
							16	1:49.579	23.297	36.313	49.969	260.7	49:47.372
							17	1:49.284	23.135	36.245	49.904	261.3	51:36.656
							18	1:49.038	23.021	36.163	49.854	260.7	53:25.694
							19	1:49.874	23.229	36.557	50.088	262.6	55:15.568
690 NEGRONI / RADDINO GDL MOTORSPORT Porsche													
1	7:05.210	5:24.316	46.453	54.441	125.6	7:05.210							
2	1:57.799	24.590	38.953	54.256	255.7	9:03.009							
3	1:55.977	24.509	38.190	53.278	256.9	10:58.986							
4	2:18.006 B	24.929	38.322	1:14.755	258.1	13:16.992							
5	16:53.528	...	40.871	54.749	157.0	30:10.520							
6	1:58.488	25.678	39.528	53.282	232.6	32:09.008							
7	1:57.772	24.627	39.593	53.552	257.5	34:06.780							
8	2:00.340	24.335	42.132	53.873	258.8	36:07.120							
9	1:56.223	24.289	38.760	53.174	258.8	38:03.343							
10	1:56.903	24.673	38.818	53.412	258.8	40:00.246							
11	1:59.232	25.458	39.988	53.786	258.1	41:59.478							
12	1:57.818	25.207	39.140	53.471	255.7	43:57.296							
13	1:57.155	25.288	38.820	53.047	237.8	45:54.451							
14	1:55.566	24.511	38.420	52.635	258.1	47:50.017							
15	1:54.907	24.592	38.022	52.293	259.4	49:44.924							
16	1:56.745	24.636	39.504	52.605	257.5	51:41.669							
17	1:54.571	24.344	38.016	52.211	260.7	53:36.240							
18	2:42.687 B	24.292	47.746	1:30.649	260.0	56:18.927							
							988 BRUSA TARGET COMPETITION Hyundai						
1	5:47.952 B	3:53.709	41.884	1:12.359	151.9	5:47.952	1	5:47.952 B	3:53.709	41.884	1:12.359	151.9	5:47.952
2	3:00.905	1:28.688	38.819	53.398	152.7	8:48.857	2	3:00.905	1:28.688	38.819	53.398	152.7	8:48.857
3	1:55.705	24.384	38.201	53.120	235.2	10:44.562	3	1:55.705	24.384	38.201	53.120	235.2	10:44.562
4	1:55.417	24.596	37.922	52.899	235.7	12:39.979	4	1:55.417	24.596	37.922	52.899	235.7	12:39.979
5	16:14.143 B	29.540	49.153	...	186.0	28:54.122	5	16:14.143 B	29.540	49.153	...	186.0	28:54.122
6	2:29.706	52.028	39.895	57.783	125.9	31:23.828	6	2:29.706	52.028	39.895	57.783	125.9	31:23.828
7	1:55.933	24.478	38.122	53.333	236.2	33:19.761	7	1:55.933	24.478	38.122	53.333	236.2	33:19.761
8	1:55.419	24.481	37.698	53.240	236.2	35:15.180	8	1:55.419	24.481	37.698	53.240	236.2	35:15.180
9	1:54.325	24.177	37.718	52.430	235.7	37:09.505	9	1:54.325	24.177	37.718	52.430	235.7	37:09.505
10	6:40.974 B	24.167	39.400	5:37.407	235.2	43:50.479	10	6:40.974 B	24.167	39.400	5:37.407	235.2	43:50.479
11	2:12.932	40.847	38.721	53.364	158.4	46:03.411	11	2:12.932	40.847	38.721	53.364	158.4	46:03.411
12	1:54.622	24.289	37.472	52.861	235.2	47:58.033	12	1:54.622	24.289	37.472	52.861	235.2	47:58.033
13	1:54.123	24.218	37.393	52.512	237.3	49:52.156	13	1:54.123	24.218	37.393	52.512	237.3	49:52.156
14	2:07.035	24.273	37.665	1:05.097	234.7	51:59.191	14	2:07.035	24.273	37.665	1:05.097	234.7	51:59.191
							718 CPT CENTRI PORSCHE TICINO Porsche Cayman						
1	4:13.493	2:39.605	39.801	54.087	137.1	4:13.493							
2	1:55.846	24.519	37.792	53.535	246.7	6:09.339							
3	21:38.592 B	24.110	37.787	...	245.6	27:47.931							
4	2:36.742	57.636	42.525	56.581	116.7	30:24.673							
5	2:09.288	25.550	45.619	58.119	240.5	32:33.961							
6	2:01.614	25.876	39.981	55.757	243.3	34:35.575							
7	2:01.294	25.500	39.545	56.249	243.9	36:36.869							
8	2:00.018	25.172	39.602	55.244	243.3	38:36.887							
9	2:00.744	25.323	40.582	54.839	245.0	40:37.631							
10	2:01.825	25.167	39.361	57.297	245.6	42:39.456							
11	2:17.236	26.080	54.077	57.079	237.8	44:56.692							
12	2:00.745	25.689	39.881	55.175	244.4	46:57.437							