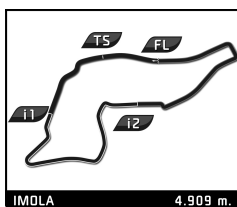


**PCCI 2024-Pre-Season Official Test Imola**  
Imola, 11.04.2024  
Official Test 2 sessione

**Sector Analysis**

— Invalidated Lap							■ Personal Best	■ Session Best	■ Crossing the pit lane					
Lap	Time	Sector 1	Sector 2	Sector 3	T.Sp	Elapsed	Lap	Time	Sector 1	Sector 2	Sector 3	T.Sp	Elapsed	
<b>1</b>	<b>Larry ten Voorde</b> NLD													
	Enrico Fulgenzi Racing Porsche 911 GT3 CUP 992													
1	1:46:00.402	...	38.722	50.718	140.0	1:46:00.402	2	1:56.943	27.514	37.976	51.453	185.7	48:53.184	
2	1:44.514	22.188	34.267	48.059	261.3	1:47:44.916	3	2:35.888 <b>B</b>	24.222	43.444	1:28.222	241.6	51:29.072	
3	1:43.433	21.493	34.003	47.937	265.9	1:49:28.349	4	9:38.115	8:07.525	38.316	52.274	153.4	1:01:07.187	
4	1:43.035	21.542	33.876	47.617	265.3	1:51:11.384	5	1:48.675	24.291	35.524	48.860	240.0	1:02:55.862	
5	18:26.472 <b>B</b>	21.410	33.873	...	264.6	2:09:37.856	6	1:43.831	21.632	34.269	47.930	264.6	1:04:39.693	
6	2:01.850	38.807	34.682	48.361	150.1	2:11:39.706	7	1:45.108	21.693	35.444	47.971	266.6	1:06:24.801	
7	1:44.103	21.671	34.395	48.037	265.3	2:13:23.809	8	1:46.524	23.665	34.791	48.068	264.6	1:08:11.325	
8	1:43.033	21.466	34.053	47.514	264.6	2:15:06.842	9	1:43.940	21.580	34.251	48.109	263.9	1:09:55.265	
9	10:12.118 <b>B</b>	30.639	44.137	8:57.342	233.1	2:25:18.960	10	2:07.440 <b>B</b>	21.864	34.593	1:10.983	263.9	1:12:02.705	
10	2:21.522	43.255	41.014	57.253	127.7	2:27:40.482	11	8:51.107	7:26.735	35.943	48.429	164.6	1:20:53.812	
11	1:51.847	24.592	38.783	48.472	245.0	2:29:32.329	12	1:44.361	21.761	34.502	48.098	263.9	1:22:38.173	
12	1:42.878	21.451	33.816	47.611	265.9	2:31:15.207	13	1:43.802	21.552	34.463	47.787	263.9	1:24:21.975	
13	19:05.398 <b>B</b>	21.270	38.965	...	267.3	2:50:20.605	14	1:43.967	21.545	34.352	48.070	263.9	1:26:05.942	
14	2:29.718	52.402	40.850	56.466	101.1	2:52:50.323	15	1:43.478	21.406	34.235	47.837	264.6	1:27:49.420	
15	1:55.935	26.505	36.235	53.195	228.6	2:54:46.258	16	1:43.765	21.576	34.202	47.987	263.9	1:29:33.185	
16	2:00.301	27.510	38.588	54.203	238.9	2:56:46.559	17	2:01.827 <b>B</b>	21.549	34.437	1:05.841	263.9	1:31:35.012	
17	1:45.505	22.601	34.313	48.591	264.6	2:58:32.064	18	43:29.263	...	42.752	59.986	137.3	2:15:04.275	
18	1:43.292	21.424	34.350	47.518	266.6	3:00:15.356	19	2:42.891 <b>B</b>	31.495	44.215	1:27.181	189.0	2:17:47.166	
19	1:46.566	21.429	33.826	51.311	265.9	3:02:01.922	20	8:11.965	6:43.008	37.828	51.129	153.8	2:25:59.131	
20	1:42.960	21.400	33.859	47.701	265.9	3:03:44.882	21	1:47.191	23.396	35.465	48.330	248.5	2:27:46.322	
21	1:43.234	21.385	34.033	47.816	265.9	3:05:28.116	22	1:43.530	21.584	34.338	47.608	263.9	2:29:29.852	
22	8:25.386 <b>B</b>	21.437	34.061	7:29.888	265.9	3:13:53.502	23	1:43.063	21.499	33.942	47.622	263.3	2:31:12.915	
23	2:19.553	46.090	40.190	53.273	127.2	3:16:13.055	24	1:43.210	21.342	34.105	47.763	263.9	2:32:56.125	
24	1:50.053	25.166	36.896	47.991	232.1	3:18:03.108	25	2:26.145 <b>B</b>	28.044	41.190	1:16.911	172.1	2:35:22.270	
25	1:42.631	21.211	33.726	47.694	265.9	3:19:45.739	26	14:38.442	...	36.255	50.467	138.4	2:50:00.712	
26	1:42.171	21.208	33.665	47.298	265.9	3:21:27.910	27	1:45.050	22.336	34.794	47.920	255.0	2:51:45.762	
27	1:42.215	21.238	33.615	47.362	265.9	3:23:10.125	28	1:43.597	21.695	33.991	47.911	262.6	2:53:29.359	
							29	1:43.282	21.659	34.028	47.595	263.3	2:55:12.641	
							30	1:43.354	21.532	34.027	47.795	259.4	2:56:55.995	
							31	2:00.904 <b>B</b>	21.445	34.212	1:05.247	266.6	2:58:56.899	
							32	10:12.607 <b>B</b>	8:06.208	46.449	1:19.950	133.5	3:09:09.506	
							33	6:04.632	4:31.920	40.713	51.999	138.7	3:15:14.138	
							34	1:49.200	24.534	36.033	48.633	210.0	3:17:03.338	
							35	1:43.231	21.484	34.156	47.591	263.9	3:18:46.569	
							36	1:43.188	21.469	33.842	47.877	263.9	3:20:29.757	
							37	2:02.162 <b>B</b>	21.524	33.977	1:06.661	264.6	3:22:31.919	
<b>3</b>	<b>Alberto Cerqui</b> ITA													
	BeDriver Porsche 911 GT3 CUP 992													
1	2:06:50.694 <b>B</b>	...	...	...	143.0	2:06:50.694								
2	2:21.984	44.977	43.254	53.753	138.4	2:09:12.678								
3	1:46.911	22.537	35.548	48.826	259.4	2:10:59.589								
4	1:44.315	21.871	34.439	48.005	263.9	2:12:43.904								
5	1:44.274	21.837	34.444	47.993	265.3	2:14:28.178								
6	9:56.322 <b>B</b>	21.615	42.821	8:51.886	267.3	2:24:24.500								
7	2:07.306	39.593	38.138	49.575	165.6	2:26:31.806								
8	1:44.456	21.843	34.704	47.909	263.3	2:28:16.262								
9	1:43.642	21.546	34.187	47.909	266.6	2:29:59.904								
10	1:50.092	21.739	37.531	50.822	267.3	2:31:49.996								
11	7:46.412 <b>B</b>	21.568	34.226	6:50.618	265.9	2:39:36.408								
12	2:21.605	46.798	41.279	53.528	149.9	2:41:58.013								
13	5:36.604 <b>B</b>	23.234	47.356	4:26.014	249.6	2:47:34.617								
14	2:31.397	1:00.855	37.912	52.630	162.6	2:50:06.014								
15	1:48.380	23.169	36.519	48.692	262.6	2:51:54.394								
16	1:43.632	21.732	34.317	47.583	264.6	2:53:38.026								
17	1:43.383	21.566	33.982	47.835	267.3	2:55:21.409								
18	1:43.180	21.455	34.023	47.702	267.9	2:57:04.589								
19	1:47.475	23.022	35.534	48.919	270.0	2:58:52.064								
20	1:43.227	21.508	33.979	47.740	267.3	3:00:35.291								
<b>10</b>	<b>Pietro Armanni</b> ITA													
	Prima Ghinzani Motorsport Porsche 911 GT3 CUP 992													
1	52:38.257 <b>B</b>	...	...	...	45.994	2:41.815	146.4	52:38.257						
2	8:24.513	6:55.350	37.211	51.952	169.3	1:01:02.770								
3	1:46.938	22.175	35.851	48.912	262.0	1:02:49.708								
4	1:45.181	21.766	34.637	48.778	264.6	1:04:34.889								
5	1:47.397	23.723	34.640	49.034	236.8	1:06:22.286								
6	1:44.425	21.605	34.539	48.281	265.3	1:08:06.711								
7	2:03.041	21.823	44.904	56.314	266.6	1:10:09.752								
8	8:39.293 <b>B</b>	21.647	34.562	7:43.084	263.9	1:18:49.045								
9	2:14.673	43.714	35.573	55.386	179.1	1:21:03.718								
10	1:45.319	21.814	34.467	49.038	265.9	1:22:49.037								
11	36:25.712 <b>B</b>	22.963	39.468	...	265.3	1:59:14.749								
12	7:52.418	6:21.998	37.703	52.717	148.7	2:07:07.167								
13	1:56.247	25.270	37.574	53.403	247.3	2:09:03.414								
14	1:44.225	21.682	34.457	48.086	264.6	2:10:47.639								
15	1:48.901	22.212	36.777	49.912	263.3	2:12:36.540								
16	1:44.080	21.600	34.302	48.178	263.9	2:14:20.620								
17	10:12.044 <b>B</b>	21.653	51.499	8:58.892	265.3	2:24:32.664								
18	2:05.166	40.117	35.285	49.764	173.5	2:26:37.830								
19	1:46.890	21.742	34.930	50.218	262.0	2:28:24.720								
<b>8</b>	<b>Keagan Masters</b> ZAF													
	Team Q8 Hi-Perform Porsche 911 GT3 CUP 992													
1	46:56.241	...	45.939	59.397	137.5	46:56.241								



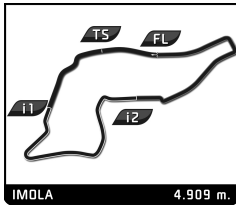
### PCCI 2024-Pre-Season Official Test Imola

Imola, 11.04.2024

Official Test 2 sessione

### Sector Analysis

— Invalidated Lap							■ Personal Best	■ Session Best	■ Crossing the pit lane						
Lap	Time	Sector 1	Sector 2	Sector 3	T.Sp	Elapsed	Lap	Time	Sector 1	Sector 2	Sector 3	T.Sp	Elapsed		
20	27:30.614 B	21.743	34.320	...	263.3	2:55:55.334	45	1:53.776	25.939	35.611	52.226	159.6	3:19:19.109		
21	2:09.070	42.077	37.055	49.938	170.2	2:58:04.404	46	1:43.507	21.565	34.144	47.798	263.9	3:21:02.616		
22	1:46.130	22.586	34.945	48.599	261.3	2:59:50.534	47	1:42.965	21.444	33.947	47.574	263.3	3:22:45.581		
23	1:45.905	22.635	34.668	48.602	263.9	3:01:36.439	48	1:47.295	21.597	37.252	48.446	265.3	3:24:32.876		
24	1:44.776	21.786	34.498	48.492	263.9	3:03:21.215	49	1:43.595	21.451	34.038	48.106	265.3	3:26:16.471		
25	1:44.536	21.685	34.504	48.347	266.6	3:05:05.751	50	2:04.166 B	21.554	35.891	1:06.721	266.6	3:28:20.637		
26	1:45.408	22.190	34.643	48.575	267.3	3:06:51.159	<b>14 Steven Giacon</b> ITA								
27	6:36.426 B	21.578	38.107	5:36.741	263.9	3:13:27.585	Scuderia Villorba Corse Porsche 911 GT3 CUP 992								
28	2:05.609	37.730	35.801	52.078	178.2	3:15:33.194	1	34:58.178	...	42.401	1:04.255	121.7	34:58.178		
29	1:44.724	21.838	34.596	48.290	262.0	3:17:17.918	2	4:35.622 B	25.771	40.336	3:29.515	228.1	39:33.800		
30	1:49.166	21.789	37.968	49.409	263.9	3:19:07.084	3	2:42.065	53.893	46.068	1:02.104	117.6	42:15.865		
<b>12 Lirim Zendeli</b> DEU							4	2:22.830	26.129	41.905	1:14.796	221.4	44:38.695		
Ombra Racing Porsche 911 GT3 CUP 992							5	1:48.504	22.622	35.832	50.050	263.9	46:27.199		
1	36:59.441	...	44.101	1:00.541	134.1	36:59.441	6	1:45.329	21.952	34.450	48.927	263.3	48:12.528		
2	2:05.687	29.248	38.743	57.696	170.4	39:05.128	7	1:23:24.368 B	21.750	...	...	264.6	2:11:36.896		
3	1:54.948	28.977	37.014	48.957	188.0	41:00.076	8	2:37.018	48.974	46.453	1:01.591	141.9	2:14:13.914		
4	1:50.166	22.146	34.890	53.130	264.6	42:50.242	9	9:02.353 B	27.156	46.231	7:48.966	184.4	2:23:16.267		
5	1:45.608	21.911	34.502	49.195	264.6	44:35.850	10	3:08.508	1:25.858	43.783	58.867	127.2	2:26:24.775		
6	1:45.084	21.691	34.881	48.512	264.6	46:20.934	11	1:47.668	22.418	35.260	49.990	258.8	2:28:12.443		
7	1:45.792	21.845	34.517	49.430	264.6	48:06.726	12	1:45.921	22.148	34.799	48.974	261.3	2:29:58.364		
8	2:21.743 B	21.843	36.648	1:23.252	264.6	50:28.469	13	1:45.234	21.976	34.612	48.646	263.3	2:31:43.598		
9	11:32.402	...	35.370	49.019	172.7	1:02:00.871	14	4:49.344 B	21.724	34.395	3:53.225	262.6	2:36:32.942		
10	1:45.015	21.766	34.362	48.887	263.9	1:03:45.886	15	2:42.729	1:09.520	39.431	53.778	153.4	2:39:15.671		
11	1:45.382	21.686	35.076	48.620	267.3	1:05:31.268	16	1:45.434	21.987	34.486	48.961	260.7	2:41:01.105		
12	1:44.332	21.776	34.370	48.186	265.3	1:07:15.600	17	6:25.746 B	21.988	34.592	5:29.166	262.0	2:47:26.851		
13	2:10.130	26.860	44.627	58.643	267.3	1:09:25.730	18	2:53.893	1:11.414	40.278	1:02.201	131.2	2:50:20.744		
14	2:05.690 B	21.990	34.225	1:09.475	263.3	1:11:31.420	19	1:45.581	22.121	34.553	48.907	262.0	2:52:06.325		
15	31:12.433	...	43.964	58.711	138.2	1:42:43.853	20	1:45.731	21.851	34.440	49.440	266.6	2:53:52.056		
16	2:00.174	27.875	39.492	52.807	178.2	1:44:44.027	21	1:45.261	22.132	34.564	48.565	267.3	2:55:37.317		
17	1:48.491	24.521	35.024	48.946	218.2	1:46:32.518	22	1:45.558	21.944	34.996	48.618	265.3	2:57:22.875		
18	1:44.309	21.717	34.427	48.165	262.6	1:48:16.827	23	1:44.916	21.762	34.324	48.830	265.3	2:59:07.791		
19	1:45.227	21.598	35.056	48.573	263.3	1:50:02.054	24	1:44.891	21.812	34.495	48.584	265.3	3:00:52.682		
20	1:44.073	21.632	34.265	48.176	263.9	1:42:46.127	25	1:46.904	21.702	36.008	49.194	266.6	3:02:39.586		
21	1:43.959	21.649	34.206	48.104	263.9	1:53:30.086	26	10:39.447 B	21.790	35.085	9:42.572	264.6	3:13:19.033		
22	1:43.820	21.676	34.290	47.854	263.9	1:55:13.906	27	2:35.682	47.143	46.373	1:02.166	125.6	3:15:54.715		
23	1:46.280	21.678	36.282	48.320	264.6	1:57:00.186	28	2:04.913	27.624	41.405	55.884	174.7	3:17:59.628		
24	1:44.383	21.571	34.124	48.688	263.9	1:58:44.569	29	1:47.312	22.073	34.665	50.574	262.0	3:19:46.940		
25	2:03.830 B	21.537	35.122	1:07.171	265.3	2:00:48.399	30	1:45.142	21.926	34.815	48.401	263.9	3:21:32.082		
26	12:10.436	...	46.217	59.896	137.6	2:12:58.835	31	1:44.230	21.717	34.258	48.255	263.3	3:23:16.312		
27	1:59.888	27.044	37.415	55.429	204.3	2:14:58.723	32	1:45.187	22.150	34.022	49.015	264.6	3:25:01.499		
28	2:45.588 B	26.312	42.202	1:37.074	211.3	2:17:44.311	33	1:44.372	21.671	34.417	48.284	263.9	3:26:45.871		
29	8:20.777	6:49.123	40.335	51.319	163.3	2:26:05.088	34	1:44.555	21.607	34.270	48.678	264.6	3:28:30.426		
30	1:55.798	25.039	36.451	54.308	207.5	2:28:00.886	<b>15 Aldo Festante</b> ITA								
31	1:44.718	21.708	34.837	48.173	264.6	2:29:45.604	Dinamic Motorsport Porsche 911 GT3 CUP 992								
32	1:43.425	21.525	34.030	47.870	265.3	2:31:29.029	1	1:04:33.911	...	39.424	52.851	126.6	1:04:33.911		
33	2:09.355 B	21.485	34.021	1:13.849	265.3	2:33:38.384	2	1:47.225	23.181	35.171	48.873	234.2	1:06:21.136		
34	7:28.785	6:04.134	35.803	48.848	168.0	2:41:07.169	3	1:44.933	21.999	34.530	48.404	265.3	1:08:06.069		
35	2:04.099 B	21.732	34.153	1:08.214	263.3	2:43:11.268	4	1:45.771	21.897	34.541	49.333	265.9	1:09:51.840		
36	6:52.322	5:23.461	37.714	51.147	139.4	2:50:03.590	5	9:40.584 B	21.916	34.423	8:44.245	266.6	1:19:32.424		
37	1:46.518	23.292	34.735	48.491	246.7	2:51:50.108	6	2:25.599	45.355	42.400	57.844	116.7	1:21:58.023		
38	1:44.504	21.745	34.857	47.902	263.3	2:53:34.612	7	1:59.905	27.128	40.084	52.693	206.7	1:23:57.928		
39	1:43.476	21.515	34.096	47.865	264.6	2:55:18.088	8	1:47.365	22.683	35.976	48.706	263.9	1:25:45.293		
40	1:45.688	21.583	35.122	48.983	265.3	2:57:03.776	9	1:46.314	22.823	34.437	49.054	267.3	1:27:31.607		
41	1:43.958	21.557	34.104	48.297	265.9	2:58:47.734	10	1:44.273	21.944	34.210	48.119	266.6	1:29:15.880		
42	2:09.328 B	21.570	34.192	1:13.566	265.3	3:00:57.062	11	1:43.516	21.596	34.086	47.834	268.6	1:30:59.396		
43	14:32.551	...	41.891	58.386	127.8	3:15:29.613									
44	1:55.720	28.230	36.260	51.230	196.7	3:17:25.333									



**PCCI 2024-Pre-Season Official Test Imola**  
Imola, 11.04.2024  
Official Test 2 sessione

**Sector Analysis**

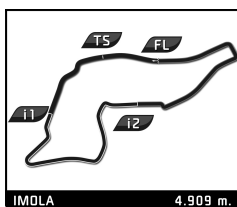
— Invalidated Lap    ■ Personal Best    ■ Session Best    B Crossing the pit lane

Lap	Time	Sector 1	Sector 2	Sector 3	T.Sp	Elapsed	Lap	Time	Sector 1	Sector 2	Sector 3	T.Sp	Elapsed
12	1:07:20.479B	21.582	34.238	...	267.3	2:38:19.875	9	1:48.801	22.615	36.824	49.362	262.6	41:04.847
13	2:15.543	42.874	38.897	53.772	139.4	2:40:35.418	10	1:49.248	22.466	35.627	51.155	263.9	42:54.095
14	1:45.355	22.237	34.537	48.581	263.9	2:42:20.773	11	17:23.928B	24.034	39.282	...	265.3	1:00:18.023
15	5:28.541B	23.785	38.870	4:25.886	265.9	2:47:49.314	12	2:12.947	41.320	38.699	52.928	168.0	1:02:30.970
16	2:24.548	55.266	35.845	53.437	174.1	2:50:13.862	13	1:52.077	24.338	36.397	51.342	250.2	1:04:23.047
17	1:44.777	21.899	34.470	48.408	265.3	2:51:58.639	14	1:48.623	22.838	35.925	49.860	261.3	1:06:11.670
18	1:43.726	21.683	34.207	47.836	266.6	2:53:42.365	15	1:47.869	22.617	35.534	49.718	262.0	1:07:59.539
19	5:06.105B	21.848	34.736	4:09.521	267.3	2:58:48.470	16	1:47.251	22.403	35.307	49.541	262.0	1:09:46.790
20	2:13.256	42.784	38.108	52.364	163.1	3:01:01.726	17	30:45.269B	22.485	35.134	...	262.0	1:40:32.059
21	1:50.141	23.875	35.939	50.327	236.8	3:02:51.867	18	2:34.027	48.620	44.576	1:00.831	111.4	1:43:06.086
22	1:52.957	22.271	34.700	55.986	265.9	3:04:44.824	19	2:00.102	27.436	38.912	53.754	214.3	1:45:06.188
23	1:43.608	21.561	34.138	47.909	265.9	3:06:28.432	20	1:49.571	23.540	35.675	50.356	253.8	1:46:55.759
24	6:53.104B	21.646	35.796	5:55.662	266.6	3:13:21.536	21	1:47.027	22.525	35.216	49.286	262.0	1:48:42.786
25	2:15.271	44.262	38.793	52.216	123.6	3:15:36.807	22	1:46.353	22.301	35.150	48.902	263.3	1:50:29.139
26	1:50.538	22.915	35.675	51.948	253.8	3:17:27.345	23	1:45.658	22.092	34.654	48.912	262.0	1:52:14.797
27	1:45.260	22.105	34.820	48.335	263.3	3:19:12.605	24	1:57.652	22.050	34.506	1:01.096	262.6	1:54:12.449
28	1:43.726	21.634	34.102	47.990	267.3	3:20:56.331	25	1:46.740	22.359	35.065	49.316	262.0	1:55:59.189
29	1:43.781	21.612	34.065	48.104	267.3	3:22:40.112	26	1:45.356	22.021	34.513	48.822	262.6	1:57:44.545
30	1:43.355	21.520	34.004	47.831	267.3	3:24:23.467	27	52:03.728B	21.934	34.648	...	263.3	2:49:48.273
31	1:49.297	21.642	36.345	51.310	267.9	3:26:12.764	28	2:23.961	45.363	40.554	58.044	152.5	2:52:12.234
32	1:43.847	21.479	34.055	48.313	265.9	3:27:56.611	29	1:49.431	23.136	36.089	50.206	260.0	2:54:01.665

21		Diego Bertoni		ITA		
The Driving Experiences		Porsche 911 GT3 CUP 992				
1	1:19:22.837B	...	48.315	7:12.734	115.0	1:19:22.837
2	2:16.184	42.064	42.211	51.909	164.6	1:21:39.021
3	1:44.595	21.782	34.587	48.226	263.9	1:23:23.616
4	1:43.748	21.642	34.256	47.850	265.3	1:25:07.364
5	1:43.769	21.479	34.506	47.784	265.9	1:26:51.133
6	1:44.038	21.653	34.326	48.059	264.6	1:28:35.171
7	1:43.793	21.536	34.378	47.879	264.6	1:30:18.964
8	1:44.043	21.459	34.111	48.473	265.3	1:32:03.007
9	8:25.876B	21.591	37.987	7:26.298	264.6	1:40:28.883
10	2:06.414	39.298	36.079	51.037	155.4	1:42:35.297
11	1:45.027	21.756	34.807	48.464	263.9	1:44:20.324
12	1:48.866	21.558	34.252	53.056	265.3	1:46:09.190
13	1:43.561	21.493	34.183	47.885	264.6	1:47:52.751
14	1:44.022	21.530	34.237	48.255	265.3	1:49:36.773
15	1:45.088	21.447	34.283	49.358	264.6	1:51:21.861
16	1:43.983	21.519	34.256	48.208	264.6	1:53:05.844
17	59:29.685B	22.488	34.808	...	265.9	2:52:35.529
18	2:33.220	47.944	45.341	59.935	129.7	2:55:08.749
19	2:00.095	29.256	40.801	50.038	145.6	2:57:08.844
20	1:45.930	21.837	34.633	49.460	264.6	2:58:54.774
21	1:44.186	21.561	34.238	48.387	265.3	3:00:38.960
22	1:43.678	21.551	34.034	48.093	265.3	3:02:22.638

24		Filippo Fant		ITA		
Team Malucelli		Porsche 911 GT3 CUP 992				
1	26:15.006	...	47.804	1:00.904	133.3	26:15.006
2	1:58.073	25.966	39.168	52.939	229.6	28:13.079
3	1:50.526	23.551	36.674	50.301	255.0	30:03.605
4	1:50.751	22.723	35.987	52.041	263.3	31:54.356
5	1:53.259	25.446	37.041	50.772	262.0	33:47.615
6	1:48.422	22.705	35.997	49.720	261.3	35:36.037
7	1:47.133	22.442	35.341	49.350	261.3	37:23.170
8	1:52.876	23.361	39.301	50.214	262.6	39:16.046

25		Daniel Gregor		DEU		
The Driving Experiences		Porsche 911 GT3 CUP 992				
1	27:09.436	...	41.096	53.178	167.2	27:09.436
2	1:47.895	22.897	35.608	49.390	252.0	28:57.331
3	1:45.366	22.065	34.796	48.505	262.0	30:42.697
4	1:45.421	21.819	34.849	48.753	263.9	32:28.118
5	1:47.582	24.105	34.761	48.716	262.0	34:15.700
6	1:45.168	22.111	34.641	48.416	263.3	36:00.868
7	1:44.931	21.748	34.719	48.464	263.9	37:45.799
8	1:45.218	21.746	35.184	48.288	263.9	39:31.017
9	47:15.999B	22.026	34.936	...	265.3	1:26:47.016
10	2:11.303	39.976	38.870	52.457	172.7	1:28:58.319
11	1:47.788	22.563	35.408	49.817	259.4	1:30:46.107
12	1:48.015	21.940	37.143	48.932	263.3	1:32:34.122
13	7:48.986B	32.422	43.919	6:32.645	142.3	1:40:23.108
14	2:06.516	38.212	36.596	51.708	174.1	1:42:29.624
15	1:46.751	22.663	34.955	49.133	251.4	1:44:16.375
16	1:45.719	22.070	35.033	48.616	263.3	1:46:02.094
17	1:45.482	21.791	34.847	48.844	264.6	1:47:47.576
18	48:57.650B	21.877	2:18.153	...	263.9	2:36:45.226
19	2:35.750	1:01.119	40.351	54.280	150.6	2:39:20.976
20	1:47.803	22.822	35.752	49.229	245.6	2:41:08.779
21	6:59.601B	22.216	35.205	6:02.180	265.3	2:48:08.380
22	2:32.066	46.402	45.787	59.877	140.7	2:50:40.446
23	1:54.961	26.913	38.034	50.014	177.6	2:52:35.407
24	1:45.680	22.217	35.037	48.426	261.3	2:54:21.087
25	1:44.493	21.897	34.363	48.233	263.3	2:56:05.580
26	1:44.885	21.704	34.825	48.356	264.6	2:57:50.465
27	1:48.839	21.792	38.138	48.909	265.9	2:59:39.304



### PCCI 2024-Pre-Season Official Test Imola

Imola, 11.04.2024

Official Test 2 sessione

### Sector Analysis

— Invalidated Lap    ■ Personal Best    ■ Session Best    B Crossing the pit lane

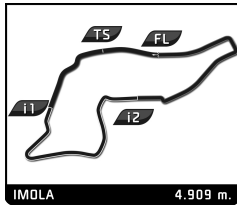
Lap	Time	Sector 1	Sector 2	Sector 3	T.Spd	Elapsed	Lap	Time	Sector 1	Sector 2	Sector 3	T.Spd	Elapsed
28	1:44.195	21.783	34.340	48.072	264.6	3:01:23.499	5	1:44.835	21.838	34.427	48.570	266.6	42:47.530
29	<b>1:44.074</b>	21.770	<b>34.324</b>	47.980	265.3	3:03:07.573	6	1:45.660	21.714	34.492	49.454	267.3	44:33.190
30	<b>1:43.915</b>	<b>21.642</b>	34.423	<b>47.850</b>	266.6	3:04:51.488	7	1:44.591	21.683	34.619	48.289	264.6	46:17.781
31	9:59.485B	22.723	37.761	8:59.001	245.6	3:14:50.973	8	1:44.656	21.636	34.734	48.286	265.3	48:02.437
32	2:04.681	38.449	36.826	49.406	174.9	3:16:55.654	9	10:29.733B	21.723	35.010	9:33.000	265.3	58:32.170
33	1:45.797	22.494	34.967	48.336	262.6	3:18:41.451	10	2:43.746	1:06.947	37.595	59.204	173.5	1:01:15.916
34	1:45.277	21.725	34.559	48.993	262.6	3:20:26.728	11	1:44.772	21.850	34.597	48.325	264.6	1:03:00.688
35	1:44.525	21.863	34.436	48.226	262.6	3:22:11.253	12	1:44.440	21.635	34.447	48.358	267.9	1:04:45.128
36	1:54.552	21.809	34.498	58.245	263.3	3:24:05.805	13	2:02.349	21.764	48.122	52.463	269.3	1:06:47.477
37	1:48.753	23.178	35.109	50.466	229.1	3:25:54.558	14	1:44.268	21.756	34.257	48.255	265.3	1:08:31.745
38	1:44.461	21.725	34.551	48.185	262.0	3:27:39.019	15	1:44.048	21.768	34.170	48.110	267.3	1:10:15.793

26 Marvin Klein		FRA					
Target Competition		Porsche 911 GT3 CUP 992					
1	18:14.481	...	36.750	49.708	164.3	18:14.481	
2	5:00.378B	22.349	34.970	4:03.059	260.7	23:14.859	
3	2:00.728	36.906	35.115	48.707	175.8	25:15.587	
4	1:45.594	21.687	35.669	48.238	261.3	27:01.181	
5	1:43.990	21.601	34.333	48.056	262.0	28:45.171	
6	5:14.663B	21.710	34.294	4:18.659	261.3	33:59.834	
7	2:05.834	38.535	35.622	51.677	175.5	36:05.668	
8	1:44.536	21.858	34.335	48.343	262.0	37:50.204	
9	1:43.866	21.556	34.229	48.081	263.3	39:34.070	
10	6:30.943B	21.603	34.201	5:35.139	264.6	46:05.013	
11	2:02.757	36.473	34.626	51.658	175.8	48:07.770	
12	11:43.509B	21.525	35.253	...	265.3	59:51.279	
13	2:02.180	37.311	35.741	49.128	174.7	1:01:53.459	
14	1:50.704	21.606	34.576	54.522	262.0	1:03:44.163	
15	1:43.748	21.519	34.195	48.034	264.6	1:05:27.911	
16	13:25.583B	22.592	35.034	...	265.3	1:18:53.494	
17	2:09.862	42.228	34.788	52.846	175.2	1:21:03.356	
18	1:47.118	21.804	34.373	50.941	262.6	1:22:50.474	
19	1:44.204	21.493	34.547	48.164	266.6	1:24:34.678	
20	1:43.663	21.600	34.162	47.901	264.6	1:26:18.341	
21	1:44.215	21.669	34.309	48.237	265.9	1:28:02.556	
22	12:10.476B	21.571	34.188	...	265.3	1:40:13.032	
23	2:03.278	38.770	35.416	49.092	176.4	1:42:16.310	
24	1:44.453	21.545	34.453	48.455	262.0	1:44:00.763	
25	1:44.256	21.542	34.327	48.387	263.3	1:45:45.019	
26	1:44.123	21.577	34.599	47.947	262.0	1:47:29.142	
27	1:43.833	21.476	34.239	48.118	263.3	1:49:12.975	
28	19:44.775B	21.523	40.295	...	263.3	2:08:57.750	
29	2:15.499	43.332	39.783	52.384	147.6	2:11:13.249	
30	1:46.187	22.610	35.080	48.497	261.3	2:12:59.436	
31	1:43.824	21.860	34.260	47.704	262.0	2:14:43.260	
32	10:24.942B	21.466	52.455	9:11.021	263.3	2:25:08.202	
33	2:00.658	37.307	34.986	48.365	172.9	2:27:08.860	
34	1:44.094	21.546	34.061	48.487	262.0	2:28:52.954	
35	1:43.308	21.496	34.042	47.770	263.3	2:30:36.262	
36	<b>1:42.926</b>	<b>21.400</b>	<b>33.874</b>	<b>47.652</b>	263.9	2:32:19.188	

28 Francesco Braschi		ITA					
Dinamic Motorsport		Porsche 911 GT3 CUP 992					
1	35:28.658B	...	37.533	2:06.298	169.1	35:28.658	
2	2:03.973	38.315	36.230	49.428	179.4	37:32.631	
3	1:45.408	21.918	34.989	48.501	263.9	39:18.039	
4	1:44.656	21.675	34.732	48.249	266.6	41:02.695	

32 Gianmarco Quaresmini		ITA					
Tsunami RT		Porsche 911 GT3 CUP 992					
1	30:00.907	...	37.104	49.773	165.1	30:00.907	
2	1:45.307	22.150	34.608	48.549	260.0	31:46.214	
3	1:51.976	27.297	35.944	48.735	262.0	33:38.190	
4	1:44.288	21.909	34.412	47.967	260.0	35:22.478	
5	1:46.554	21.886	35.167	49.501	261.3	37:09.032	
6	1:44.475	21.888	34.455	48.132	260.0	38:53.507	
7	1:44.090	21.903	34.361	47.826	260.0	40:37.597	
8	<b>1:44.407</b>	21.899	34.518	47.990	260.7	42:22.004	
9	1:47.335	21.862	34.649	50.824	262.0	44:09.339	
10	20:07.856B	21.794	34.525	...	262.6	1:04:17.195	
11	2:10.376	43.784	38.127	48.465	135.5	1:06:27.571	
12	1:45.341	21.867	35.169	48.305	266.6	1:08:12.912	
13	1:44.167	21.776	34.473	47.918	265.9	1:09:57.079	
14	8:28.884B	21.655	34.521	7:32.708	266.6	1:18:25.963	
15	2:29.318	1:04.594	36.157	48.567	173.8	1:20:55.281	
16	1:44.383	21.805	34.385	48.193	265.9	1:22:39.664	
17	1:44.090	21.682	34.448	47.960	267.3	1:24:23.754	
18	1:44.158	21.642	34.420	48.096	265.3	1:26:07.912	
19	32:56.639B	23.575	40.817	...	267.3	1:59:04.551	
20	7:54.498	6:28.627	36.554	49.317	168.5	2:06:59.049	





### PCCI 2024-Pre-Season Official Test Imola Imola, 11.04.2024 Official Test 2 sessione

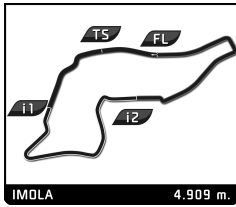
### Sector Analysis

— Invalidated Lap							■ Personal Best	■ Session Best	■ Crossing the pit lane					
Lap	Time	Sector 1	Sector 2	Sector 3	T.Sp	Elapsed	Lap	Time	Sector 1	Sector 2	Sector 3	T.Sp	Elapsed	
21	1:45.688	22.336	35.060	48.292	261.3	2:08:44.737	8	8:58.844	7:29.994	37.505	51.345	160.9	1:01:01.689	
22	5:16.331 <b>B</b>	21.917	36.400	4:18.014	264.6	2:14:01.068	9	1:43.488	21.512	34.227	47.749	263.3	1:02:45.177	
23	8:52.089 <b>B</b>	43.629	44.888	7:23.572	166.2	2:22:53.157	10	1:57.416	21.725	42.514	53.177	265.3	1:04:42.593	
24	3:09.155	1:40.920	37.710	50.525	171.3	2:26:02.312	11	<b>1:43.165</b>	<b>21.389</b>	34.182	<b>47.594</b>	266.6	1:06:25.758	
25	1:47.210	22.793	35.407	49.010	256.3	2:27:49.522	12	2:05.315	22.837	42.307	1:00.171	267.9	1:08:31.073	
26	1:43.789	21.787	34.164	47.838	265.3	2:29:33.311	13	1:56.133	27.266	39.271	49.596	265.3	1:10:27.206	
27	1:43.630	21.647	34.190	47.793	265.3	2:31:16.941	14	57:14.453 <b>B</b>	21.532	36.538	...	264.6	2:07:41.659	
28	1:43.549	21.600	34.227	47.722	265.9	2:33:00.490	15	3:58.917 <b>B</b>	42.727	38.622	2:37.568	152.1	2:11:40.576	
29	4:40.938 <b>B</b>	29.062	42.843	3:29.033	165.4	2:37:41.428	16	2:05.058	39.313	35.900	49.845	160.9	2:13:45.634	
30	2:03.717	38.109	35.770	49.838	177.0	2:39:45.145	17	2:09.794 <b>B</b>	21.903	34.415	1:13.476	262.6	2:15:55.428	
31	1:44.010	21.745	34.245	48.020	262.0	2:41:29.155	18	9:54.956	8:30.019	35.172	49.765	165.9	2:25:50.384	
32	6:43.814 <b>B</b>	21.613	34.093	5:48.108	265.3	2:48:12.969	19	1:44.679	21.626	34.564	48.489	261.3	2:27:35.063	
33	2:09.914	39.894	35.635	54.385	177.0	2:50:22.883	20	1:43.874	21.679	34.153	48.042	263.3	2:29:18.937	
34	1:43.852	21.700	34.090	48.062	263.9	2:52:06.735	21	1:43.775	21.644	34.352	47.779	263.9	2:31:02.712	
35	1:44.463	21.757	34.454	48.252	265.9	2:53:51.198	22	1:51.382	21.688	<b>34.143</b>	55.551	263.9	2:32:54.094	
36	1:43.773	21.769	34.082	47.922	265.3	2:55:34.971	23	5:50.467 <b>B</b>	28.220	39.855	4:42.392	183.1	2:38:44.561	
37	21:01.198 <b>B</b>	21.785	34.063	...	263.9	3:16:36.169	24	2:02.513	38.231	35.325	48.957	168.3	2:40:47.074	
38	2:18.541	42.689	41.589	54.263	156.8	3:18:54.710	25	1:44.566	21.840	34.470	48.256	263.9	2:42:31.640	
39	1:56.308	26.543	40.452	49.313	221.4	3:20:51.018								
40	1:46.551	21.789	35.213	49.549	263.3	3:22:37.569								
41	1:43.542	21.683	34.218	<b>47.641</b>	263.9	3:24:21.111								
42	<b>1:43.362</b>	<b>21.597</b>	<b>33.974</b>	47.791	265.3	3:26:04.473								

<b>33</b> Horst-Felix Felbermayr <span style="float:right">AUT</span>						
The Driving Experiences <span style="float:right">Porsche 911 GT3 CUP 992</span>						
1	1:06:06.771 <b>B</b>	...	47.411	1:22.219	101.0	1:06:06.771
2	2:11.309	47.640	35.099	48.570	172.9	1:08:18.080
3	1:45.385	21.914	34.993	48.478	263.3	1:10:03.465
4	9:09.138 <b>B</b>	22.482	34.843	8:11.813	265.9	1:19:12.603
5	2:03.694	38.303	35.610	49.781	175.8	1:21:16.297
6	1:45.198	22.065	34.627	48.506	263.3	1:23:01.495
7	1:45.128	22.029	34.435	48.664	264.6	1:24:46.623
8	1:44.648	21.715	34.511	48.422	264.6	1:26:31.271
9	1:44.683	21.753	34.473	48.457	264.6	1:28:15.954
10	1:44.242	21.732	34.360	<b>48.150</b>	263.3	1:30:00.196
11	1:44.588	21.854	34.265	48.469	263.9	1:31:44.784
12	8:31.487 <b>B</b>	21.790	36.065	7:33.632	263.3	1:40:16.271
13	2:06.758	40.804	35.512	50.442	142.3	1:42:23.029
14	1:44.768	21.888	34.396	48.484	262.6	1:44:07.797
15	1:45.497	22.065	34.739	48.693	263.3	1:45:53.294
16	1:06:43.143 <b>B</b>	21.692	34.473	...	263.3	2:52:36.437
17	2:33.443	48.002	45.712	59.729	136.4	2:55:09.880
18	<u>2:00.000</u>	29.286	40.423	50.291	115.8	2:57:09.880
19	1:45.913	22.071	34.767	49.075	264.6	2:58:55.793
20	1:44.594	21.797	34.347	48.450	265.9	3:00:40.387
21	1:44.427	<b>21.574</b>	34.294	48.559	265.9	3:02:24.814
22	<b>1:44.071</b>	21.748	<b>34.115</b>	48.208	263.9	3:04:08.885

<b>38</b> Simone Iaquinta <span style="float:right">ITA</span>						
Prima Ghinzani Motorsport <span style="float:right">Porsche 911 GT3 CUP 992</span>						
1	33:56.869	...	45.006	55.805	123.5	33:56.869
2	1:55.479	25.386	37.915	52.178	228.6	35:52.348
3	1:44.461	21.815	34.393	48.253	263.3	37:36.809
4	1:50.448	21.867	34.253	54.328	264.6	39:27.257
5	7:32.591 <b>B</b>	21.676	34.332	6:36.583	263.3	46:59.848
6	2:20.654	42.596	41.605	56.453	157.5	49:20.502
7	2:42.343 <b>B</b>	30.665	51.624	1:20.054	176.7	52:02.845

<b>40</b> Janne Stiak <span style="float:right">DEU</span>						
Target Competition <span style="float:right">Porsche 911 GT3 CUP 992</span>						
1	23:32.969 <b>B</b>	...	1:05.979	2:25.777	78.3	23:32.969
2	2:04.889	38.931	36.314	49.644	161.6	25:37.858
3	1:46.466	22.230	34.870	49.366	262.6	27:24.324
4	1:45.827	21.829	34.919	49.079	262.6	29:10.151
5	1:44.627	21.774	34.526	48.327	262.0	30:54.778
6	1:44.566	21.713	34.553	48.300	263.3	32:39.344
7	1:46.076	22.190	34.971	48.915	263.9	34:25.420
8	1:44.945	21.831	34.537	48.577	262.6	36:10.365
9	5:49.868 <b>B</b>	21.826	34.668	4:53.374	263.9	42:00.233
10	2:06.073	41.775	35.586	48.712	138.4	44:06.306
11	1:45.407	22.017	34.755	48.635	260.7	45:51.713
12	1:44.912	21.979	34.611	48.322	261.3	47:36.625
13	1:46.264	22.028	34.505	49.731	261.3	49:22.889
14	9:54.262 <b>B</b>	40.015	47.052	8:27.195	104.9	59:17.151
15	2:04.233	38.592	35.607	50.034	168.5	1:01:21.384
16	1:44.971	21.895	34.666	48.410	262.6	1:03:06.355
17	1:44.799	21.972	34.518	48.309	264.6	1:04:51.154
18	<u>1:44.507</u>	21.767	34.463	48.277	263.3	1:06:35.661
19	1:44.977	21.866	34.583	48.528	263.3	1:08:20.638
20	13:02.720 <b>B</b>	21.920	34.631	...	263.9	1:21:23.358
21	2:23.565	46.707	39.042	57.816	116.2	1:23:46.923
22	1:48.818	22.841	35.419	50.558	247.9	1:25:35.741
23	1:44.761	22.127	34.372	48.262	262.0	1:27:20.502
24	<b>1:43.686</b>	21.715	34.190	<b>47.781</b>	262.0	1:29:04.188
25	1:43.710	21.718	<b>34.122</b>	47.870	262.6	1:30:47.898
26	1:44.191	21.693	34.517	47.981	263.9	1:32:32.089
27	12:02.394 <b>B</b>	33.852	43.965	...	130.8	1:44:34.483
28	2:05.033	39.776	35.718	49.539	159.2	1:46:39.516
29	1:45.677	22.407	34.626	48.644	260.7	1:48:25.193
30	1:45.575	21.986	35.044	48.545	260.7	1:50:10.768
31	1:44.592	21.915	34.414	48.263	261.3	1:51:55.360
32	1:44.971	21.949	34.652	48.370	263.3	1:53:40.331
33	1:44.551	21.835	34.400	48.316	262.6	1:55:24.882
34	1:44.252	21.865	34.285	48.102	262.6	1:57:09.134
35	1:44.760	21.792	34.711	48.257	263.9	1:58:53.894
36	10:42.275 <b>B</b>	21.901	43.482	9:36.892	263.9	2:09:36.169
37	2:04.372	39.350	35.323	49.699	149.1	2:11:40.541



**PCCI 2024-Pre-Season Official Test Imola**  
Imola, 11.04.2024  
Official Test 2 sessione

**Sector Analysis**

— Invalidated Lap    ■ Personal Best    ■ Session Best    ■ Crossing the pit lane

Lap	Time	Sector 1	Sector 2	Sector 3	T.Sp	Elapsed	Lap	Time	Sector 1	Sector 2	Sector 3	T.Sp	Elapsed
38	1:45.196	21.991	34.562	48.643	262.0	2:13:25.737	14	2:02.835	38.198	35.802	48.835	174.9	2:12:39.519
39	1:44.281	21.726	34.385	48.170	262.0	2:15:10.018	15	1:46.413	21.962	35.339	49.112	260.7	2:14:25.932
40	9:42.592 <b>B</b>	29.039	44.013	8:29.540	200.1	2:24:52.610	16	42:02.244 <b>B</b>	22.033	42.802	...	260.0	2:56:28.176
41	2:03.237	39.110	35.217	48.910	157.0	2:26:55.847	17	2:21.900	42.593	37.458	1:01.849	158.4	2:58:50.076
42	1:44.933	22.015	34.558	48.360	260.7	2:28:40.780	18	1:54.407	28.887	35.008	50.512	151.6	3:00:44.483
43	1:44.180	21.739	34.303	48.138	262.6	2:30:24.960	19	1:46.980	21.935	34.441	50.604	264.6	3:02:31.463
44	1:44.403	21.783	34.329	48.291	263.3	2:32:09.363	20	1:44.019	21.675	34.124	48.220	265.3	3:04:15.482
45	5:38.402 <b>B</b>	21.670	38.821	4:37.911	263.3	2:37:47.765	21	1:48.204	21.669	34.055	52.480	265.3	3:06:03.686
46	2:06.986	42.553	35.084	49.349	128.3	2:39:54.751							
47	1:45.017	21.909	34.398	48.710	260.0	2:41:39.768							

**44** **Flavio Olivieri** ITA  
Raptor Engineering Porsche 911 GT3 CUP 992

1	59:20.131 <b>B</b>	...	41.158	...	166.7	59:20.131
2	2:20.306	47.146	38.155	55.005	169.9	1:01:40.437
3	1:50.262	23.417	36.407	50.438	246.1	1:03:30.699
4	1:49.445	22.545	36.642	50.258	265.3	1:05:20.144
5	1:49.764	24.594	35.503	49.667	265.3	1:07:09.908
6	1:46.510	21.992	35.014	49.504	263.9	1:08:56.418
7	1:46.470	22.133	35.200	49.137	263.9	1:10:42.888
8	8:54.755 <b>B</b>	23.230	37.178	7:54.347	265.3	1:19:37.643
9	2:18.155	41.682	42.101	54.372	165.1	1:21:55.798
10	1:47.000	22.195	35.320	49.485	258.1	1:23:42.798
11	1:45.700	21.849	34.690	49.161	264.6	1:25:28.498
12	5:30.392 <b>B</b>	40.907	37.994	4:11.491	265.9	1:30:58.890
13	1:24:42.652 <b>B</b>	38.638	36.296	...	171.8	2:55:41.542
14	2:16.442	44.857	39.391	52.194	172.1	2:57:57.984
15	1:48.603	23.344	35.619	49.640	234.7	2:59:46.587
16	1:46.592	22.252	35.211	49.129	265.3	3:01:33.179
17	1:46.638	22.243	35.025	49.370	265.3	3:03:19.817
18	1:45.343	21.855	34.576	48.912	265.3	3:05:05.160
19	8:29.547 <b>B</b>	23.994	37.553	7:28.000	265.3	3:13:34.707
20	2:16.460	44.640	38.713	53.107	137.1	3:15:51.167
21	1:49.512	23.346	35.761	50.405	248.5	3:17:40.679
22	1:48.071	22.270	36.562	49.239	263.3	3:19:28.750
23	1:45.391	21.837	34.887	48.667	264.6	3:21:14.141
24	1:45.006	21.924	34.503	48.579	263.9	3:22:59.147
25	1:44.450	21.835	34.339	48.276	265.3	3:24:43.597
26	1:45.416	22.291	34.822	48.303	265.9	3:26:29.013
27	1:50.550	21.841	35.756	52.953	265.3	3:28:19.563
28	1:44.623	21.735	34.513	48.375	265.3	3:30:04.186

**46** **Nicholas Pujatti** ITA  
Scuderia Villorba Corse Porsche 911 GT3 CUP 992

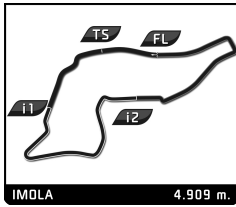
1	19:31.879	...	1:03.761	1:36.691	65.3	19:31.879
2	3:43.998 <b>B</b>	39.333	58.464	2:06.201	129.9	23:15.877
3	2:15.238	41.529	39.905	53.804	161.6	25:31.115
4	1:51.398	24.154	36.063	51.181	218.7	27:22.513
5	1:18:30.890 <b>B</b>	22.908	37.350	...	261.3	1:45:53.403
6	2:18.758	45.295	39.725	53.738	144.0	1:48:12.161
7	1:53.418	23.017	36.713	53.688	252.6	1:50:05.579
8	1:45.567	22.220	34.835	48.512	259.4	1:51:51.146
9	1:45.983	21.901	35.300	48.782	263.3	1:53:37.129
10	1:45.123	21.901	34.582	48.640	263.9	1:55:22.252
11	1:44.833	21.818	34.421	48.594	263.3	1:57:07.085
12	1:44.324	21.727	34.420	48.177	265.3	1:58:51.409
13	11:45.275 <b>B</b>	22.496	36.602	...	265.9	2:10:36.684

**50** **Francesco Maria Fenici** ITA  
Raptor Engineering Porsche 911 GT3 CUP 992

1	58:55.458 <b>B</b>	...	45.954	9:43.076	127.2	58:55.458
2	2:30.365	51.417	41.192	57.756	146.8	1:01:25.823
3	2:02.832	26.106	42.503	54.223	222.4	1:03:28.655
4	1:54.709	23.592	37.297	53.820	260.7	1:05:23.364
5	1:50.893	23.266	36.360	51.267	260.0	1:07:14.257
6	1:48.040	22.661	35.709	49.670	262.0	1:09:02.297
7	1:48.000	22.690	35.771	49.539	262.6	1:10:50.297
8	8:09.399 <b>B</b>	24.862	42.123	7:02.414	263.3	1:18:59.696
9	2:21.655	48.035	37.991	55.629	162.8	1:21:21.351
10	1:49.467	23.035	36.423	50.009	262.0	1:23:10.818
11	1:47.201	22.355	35.544	49.302	262.0	1:24:58.019
12	1:46.995	22.176	34.881	49.938	262.6	1:26:45.014
13	1:45.879	22.033	34.975	48.871	262.6	1:28:30.893
14	1:45.890	22.155	34.972	48.763	263.9	1:30:16.783
15	8:53.029 <b>B</b>	22.154	34.956	7:55.919	263.3	1:39:09.812
16	3:17.669	1:34.042	44.179	59.448	134.3	1:42:27.481
17	1:58.821	27.829	39.101	51.891	215.1	1:44:26.302
18	1:48.234	22.531	35.989	49.714	260.7	1:46:14.536
19	1:47.390	22.216	35.667	49.507	263.3	1:48:01.926
20	1:46.454	22.178	35.331	48.945	262.0	1:49:48.380
21	1:45.682	22.207	34.793	48.682	262.6	1:51:34.062
22	1:45.812	22.186	34.842	48.784	262.0	1:53:19.874
23	1:45.342	21.985	34.631	48.726	263.3	1:55:05.216
24	1:45.786	22.025	34.959	48.802	262.6	1:56:51.002
25	1:47.939	22.004	34.625	51.310	262.6	1:58:38.941
26	1:28:30.936 <b>B</b>	21.887	4:54.554	...	263.3	3:27:09.877
27	2:24.597	44.547	43.592	56.458	143.8	3:29:34.474
28	1:53.093	24.394	37.779	50.920	245.6	3:31:27.567

**51** **Paolo Gnemmi** ITA  
Ebmotors Porsche 911 GT3 CUP 992

1	46:00.657	...	41.940	1:02.555	132.3	46:00.657
2	1:53.052	24.184	36.985	51.883	250.2	47:53.709
3	2:20.815 <b>B</b>	23.473	37.065	1:20.277	262.6	50:14.524
4	11:13.269	9:34.364	40.256	58.649	144.4	1:01:27.793
5	1:52.901	24.493	37.548	50.860	235.2	1:03:20.694
6	1:48.007	22.572	35.704	49.731	265.3	1:05:08.701
7	1:45.426	22.006	34.667	48.753	264.6	1:06:54.127
8	1:44.904	21.760	34.611	48.533	265.3	1:08:39.031
9	1:50.190	24.050	35.543	50.597	265.3	1:10:29.221
10	2:30.128 <b>B</b>	21.856	42.203	1:26.069	267.3	1:12:59.349
11	33:45.969	...	37.863	52.087	126.5	1:46:45.318
12	1:49.289	22.863	35.929	50.497	263.3	1:48:34.607
13	1:46.428	21.906	35.635	48.887	263.3	1:50:21.035
14	1:45.462	21.860	35.013	48.589	264.6	1:52:06.497
15	1:45.451	22.175	34.769	48.507	264.6	1:53:51.948

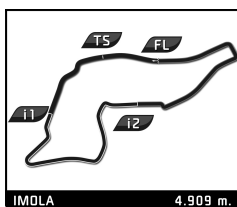


**PCCI 2024-Pre-Season Official Test Imola**  
Imola, 11.04.2024  
Official Test 2 sessione

**Sector Analysis**

— Invalidated Lap    ■ Personal Best    ■ Session Best    B Crossing the pit lane

Lap	Time	Sector 1	Sector 2	Sector 3	T.Sp	Elapsed	Lap	Time	Sector 1	Sector 2	Sector 3	T.Sp	Elapsed
16	1:44.978	21.733	34.611	48.634	265.3	1:55:36.926	32	1:50.830	22.038	38.216	50.576	265.9	3:00:50.009
17	1:51.043	25.511	35.547	49.985	265.3	1:57:27.969	33	1:52.750	22.085	35.598	55.067	264.6	3:02:42.759
18	1:50.383	24.439	35.685	50.259	265.3	1:59:18.352	34	2:10.082 B	21.959	34.551	1:13.572	265.3	3:04:52.841
19	2:44.686 B	28.805	46.658	1:29.223	203.5	2:02:03.038	<b>54</b> Stefano Stefanelli ITA						
20	5:47.790	4:19.288	35.983	52.519	177.6	2:07:50.828	Team Malucelli Porsche 911 GT3 CUP 992						
21	1:47.724	22.408	36.188	49.128	263.9	2:09:38.552	1	27:59.015	...	42.543	56.869	150.1	27:59.015
22	1:45.961	21.870	35.256	48.835	263.9	2:11:24.513	2	1:53.268	24.034	37.158	52.076	243.9	29:52.283
23	1:45.186	21.776	34.674	48.736	264.6	2:13:09.699	3	1:49.384	22.891	35.837	50.656	263.3	31:41.667
24	1:45.155	21.698	34.584	48.873	264.6	2:14:54.854	4	2:07.322	38.371	38.309	50.642	263.9	33:48.989
25	2:24.607 B	22.057	44.423	1:18.127	264.6	2:17:19.461	5	1:48.266	22.715	35.641	49.910	262.6	35:37.255
26	37:20.719	...	37.639	52.040	163.8	2:54:40.180	6	1:46.667	22.354	35.288	<b>49.025</b>	263.3	37:23.922
27	1:49.262	23.484	35.834	49.944	262.6	2:56:29.442	7	1:47.328	23.230	35.044	49.054	239.5	39:11.250
28	1:48.368	22.223	37.268	48.877	264.6	2:58:17.810	8	<b>1:47.649</b>	22.662	35.115	49.872	264.6	40:58.899
29	1:46.227	22.050	35.209	48.968	265.9	3:00:04.037	9	<b>1:46.440</b>	22.290	<b>34.960</b>	49.190	263.9	42:45.339
30	2:07.891 B	22.114	34.905	1:10.872	264.6	3:02:11.928	10	1:23:41.359 B	22.193	35.252	...	265.3	2:06:26.698
31	13:04.254	...	38.641	51.793	141.1	3:15:16.182	11	2:14.506	43.646	38.590	52.270	159.9	2:08:41.204
32	1:50.067	24.189	35.768	50.110	225.7	3:17:06.249	12	1:48.043	22.781	35.657	49.605	261.3	2:10:29.247
33	1:44.552	21.828	34.474	48.250	265.9	3:18:50.801	13	1:47.976	22.780	35.637	49.559	261.3	2:12:17.223
34	1:44.488	21.922	<b>34.399</b>	<b>48.167</b>	264.6	3:20:35.289	14	1:47.500	22.481	35.369	49.650	261.3	2:14:04.723
35	<b>1:44.421</b>	21.744	34.426	48.251	265.3	3:22:19.710	15	41:55.907 B	22.231	1:07.990	...	262.0	2:56:00.630
36	2:05.106 B	<b>21.584</b>	34.400	1:09.122	264.6	3:24:24.816	16	2:33.585	48.319	44.670	1:00.596	145.2	2:58:34.215
37	3:18.611	1:54.607	35.143	48.861	178.5	3:27:43.427	17	2:10.496	27.223	38.996	1:04.277	200.8	3:00:44.711
38	1:45.258	21.724	34.773	48.761	265.3	3:29:28.685	18	2:00.271	26.166	42.371	51.734	218.2	3:02:44.982
39	1:44.744	21.691	34.612	48.441	265.3	3:31:13.429	19	1:50.192	22.354	35.155	52.683	263.9	3:04:35.174
<b>52</b> Alberto De Amicis ITA							20	<b>1:46.639</b>	22.274	35.052	49.313	263.3	3:06:21.813
Ebmotors Porsche 911 GT3 CUP 992							<b>56</b> Cesare Brusa ITA						
1	1:01:37.809	...	45.296	55.860	152.7	1:01:37.809	Prima Ghinzani Motorsport Porsche 911 GT3 CUP 992						
2	2:13.596	24.927	48.069	1:00.600	238.4	1:03:51.405	1	34:36.394	...	45.909	57.222	161.1	34:36.394
3	1:46.982	22.312	34.946	49.724	263.9	1:05:38.387	2	1:52.464	24.177	37.095	51.192	249.6	36:28.858
4	1:45.758	22.135	34.800	48.823	263.9	1:07:24.145	3	1:48.070	22.601	35.738	49.731	265.3	38:16.928
5	1:45.398	22.061	34.901	48.436	262.6	1:09:09.543	4	1:46.776	22.187	35.357	49.232	264.6	40:03.704
6	1:45.983	22.117	34.784	49.082	263.3	1:10:55.526	5	1:47.737	22.498	35.550	49.689	265.3	41:51.441
7	2:40.687 B	28.924	46.940	1:24.823	211.7	1:13:36.213	6	1:46.551	22.218	35.228	49.105	265.3	43:37.992
8	7:43.499	6:07.809	38.719	56.971	173.8	1:21:19.712	7	16:02.249 B	22.264	35.213	...	265.3	59:40.241
9	1:58.679	23.006	41.437	54.236	260.7	1:23:18.391	8	2:47.128	49.799	50.390	1:06.939	126.3	1:02:27.369
10	1:45.455	22.028	34.654	48.773	263.3	1:25:03.846	9	2:06.319	30.922	40.535	54.862	184.1	1:04:33.688
11	1:50.538	21.886	38.818	49.834	265.9	1:26:54.384	10	2:05.710	26.486	43.157	56.067	212.1	1:06:39.398
12	1:45.060	22.090	34.575	48.395	265.3	1:28:39.444	11	1:46.346	22.209	35.079	49.058	265.3	1:08:25.744
13	1:44.733	21.983	34.440	48.310	264.6	1:30:24.177	12	<b>1:45.678</b>	22.040	35.063	<b>48.575</b>	265.3	1:10:11.422
14	2:34.884 B	25.939	44.746	1:24.199	220.0	1:32:59.061	13	44:23.789 B	<b>21.817</b>	7:04.332	...	267.9	1:54:35.211
15	25:02.797	...	39.632	52.801	170.7	1:58:01.858	14	2:28.846	43.397	44.917	1:00.532	164.3	1:57:04.057
16	2:10.702 B	23.479	35.729	1:11.494	241.6	2:00:12.560	15	1:59.976	30.968	38.551	50.457	160.4	1:59:04.033
17	3:29.364 B	...	...	...	...	2:03:41.924	16	6:28.236 B	23.347	47.753	5:17.136	265.3	2:05:32.269
18	3:26.324	1:55.867	39.256	51.201	167.7	2:07:08.248	17	2:23.429	40.733	38.923	1:03.773	170.7	2:07:55.698
19	1:47.986	23.462	35.345	49.179	226.6	2:08:56.234	18	1:54.503	25.635	38.425	50.443	239.5	2:09:50.201
20	1:45.777	21.954	34.956	48.867	263.3	2:10:42.011	19	1:47.486	22.408	36.139	48.939	263.9	2:11:37.687
21	1:46.263	22.180	35.099	48.984	262.0	2:12:28.274	20	1:59.615	25.559	42.262	51.794	264.6	2:13:37.302
22	2:07.616 B	21.982	35.394	1:10.240	262.6	2:14:35.890	21	1:00:10.401 B	22.077	34.706	...	263.9	3:13:47.703
23	24:53.667	...	42.188	57.620	142.6	2:39:29.557	22	2:27.087	43.561	43.633	59.893	152.1	3:16:14.790
24	1:55.492	26.039	37.203	52.250	227.1	2:41:25.049	23	1:52.963	25.970	36.858	50.135	217.8	3:18:07.753
25	2:18.293 B	23.646	38.573	1:16.074	258.1	2:43:43.342	24	1:47.328	22.261	35.187	49.880	265.3	3:19:55.081
26	6:23.595	4:52.046	37.600	53.949	132.5	2:50:06.937	25	1:46.980	22.215	34.877	49.888	265.9	3:21:42.061
27	1:53.535	23.893	40.196	49.446	244.4	2:52:00.472	26	1:54.058	22.207	<b>34.680</b>	57.171	265.3	3:23:36.119
28	1:44.754	22.040	34.365	48.349	264.6	2:53:45.226							
29	1:44.737	21.973	<b>34.360</b>	48.404	265.3	2:55:29.963							
30	<b>1:44.586</b>	22.072	34.365	<b>48.149</b>	263.3	2:57:14.549							
31	1:44.630	<b>21.840</b>	34.453	48.337	265.9	2:58:59.179							



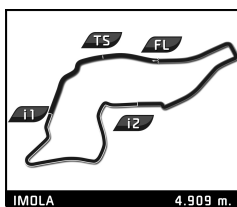
### PCCI 2024-Pre-Season Official Test Imola Imola, 11.04.2024 Official Test 2 sessione

### Sector Analysis

— Invalidated Lap    ■ Personal Best    ■ Session Best    B Crossing the pit lane

Lap	Time	Sector 1	Sector 2	Sector 3	T.Sp	Elapsed	Lap	Time	Sector 1	Sector 2	Sector 3	T.Sp	Elapsed	
<b>67</b>	<b>Alex De Giacomi</b> ITA							23	1:47.930	22.325	35.723	49.882	262.6	1:47:21.304
	Tsunami RT Porsche 911 GT3 CUP 992							24	1:04:56.213 <b>B</b>	22.526	35.514	...	262.0	2:52:17.517
1	34:32.137	...	40.526	56.358	168.0	34:32.137	25	2:28.505	46.809	42.161	59.535	138.2	2:54:46.022	
2	1:52.439	25.082	36.853	50.504	220.5	36:24.576	26	1:54.958	25.469	37.528	51.961	223.3	2:56:40.980	
3	1:47.102	22.204	35.182	49.716	262.6	38:11.678	27	1:49.372	22.694	35.948	50.730	262.0	2:58:30.352	
4	1:46.057	22.156	35.029	48.872	262.6	39:57.735	28	1:49.149	22.621	36.095	50.433	263.3	3:00:19.501	
5	4:07.391 <b>B</b>	26.281	37.733	3:03.377	263.9	44:05.126	29	1:47.462	22.419	35.078	49.965	264.6	3:02:06.963	
6	2:25.740	45.351	43.953	56.436	148.9	46:30.866	30	1:47.056	22.385	34.999	49.672	262.6	3:03:54.019	
7	1:53.062	25.504	37.243	50.315	210.0	48:23.928	31	1:48.140	22.462	35.731	49.947	263.3	3:05:42.159	
8	9:48.248 <b>B</b>	22.123	36.251	8:49.874	263.9	58:12.176	32	1:48.569	22.397	36.236	49.936	263.3	3:07:30.728	
9	2:55.813	1:25.153	38.268	52.392	158.9	1:01:07.989	33	5:42.056 <b>B</b>	27.566	44.151	4:30.339	205.5	3:13:12.784	
10	1:49.932	24.114	36.361	49.457	233.1	1:02:57.921	34	2:07.805	40.018	37.106	50.681	176.1	3:15:20.589	
11	1:45.500	22.000	34.669	48.831	266.6	1:04:43.421	35	1:47.574	22.507	35.287	49.780	263.3	3:17:08.163	
12	1:45.967	21.859	35.473	48.635	268.6	1:06:29.388	36	1:46.918	22.392	<b>34.876</b>	49.650	264.6	3:18:55.081	
13	1:45.477	22.066	34.959	48.452	267.3	1:08:14.865	37	1:46.632	22.427	34.887	49.318	263.3	3:20:41.713	
14	1:46.403	22.068	35.358	48.977	265.9	1:10:01.268	38	<b>1:46.422</b>	22.181	34.904	49.337	263.9	3:22:28.135	
15	8:40.125 <b>B</b>	21.928	34.604	7:43.593	264.6	1:18:41.393	39	3:51.601 <b>B</b>	22.256	35.336	2:54.009	262.6	3:26:19.736	
16	2:16.179	50.807	35.833	49.539	170.7	1:20:57.572	40	2:02.285	37.519	35.533	49.233	176.1	3:28:22.021	
17	1:46.579	22.034	35.656	48.889	265.3	1:22:44.151	41	1:47.408	<b>22.042</b>	36.242	<b>49.124</b>	265.3	3:30:09.429	
18	<b>1:44.873</b>	21.888	34.612	<b>48.373</b>	264.6	1:24:29.024								
19	1:45.207	21.862	34.623	48.722	264.6	1:26:14.231								
20	1:45.167	<b>21.853</b>	34.625	48.689	265.3	1:27:59.398								
21	45:50.551 <b>B</b>	21.928	<b>34.537</b>	...	264.6	2:13:49.949								
22	9:06.268 <b>B</b>	46.617	45.629	7:34.022	151.9	2:22:56.217								
23	3:06.797	1:38.537	37.559	50.701	169.9	2:26:03.014								
24	1:48.784	22.655	35.915	50.214	255.7	2:27:51.798								
25	1:47.402	22.322	35.483	49.597	265.9	2:29:39.200								
26	1:46.013	22.128	35.218	48.667	265.3	2:31:25.213								
27	5:18.965 <b>B</b>	22.006	35.283	4:21.676	265.3	2:36:44.178								
28	2:23.764	58.080	36.183	49.501	169.6	2:39:07.942								
29	1:46.793	22.179	36.106	48.508	262.0	2:40:54.735								
<b>69</b>	<b>Massimiliano Montagnese</b> ITA													
	Team Malucelli Porsche 911 GT3 CUP 992													
1	29:42.713	...	45.439	59.101	134.0	29:42.713								
2	1:56.346	24.987	38.410	52.949	234.7	31:39.059								
3	1:51.021	23.653	36.644	50.724	257.5	33:30.080								
4	1:49.545	22.690	36.303	50.552	261.3	35:19.625								
5	1:51.492	22.747	37.352	51.393	260.7	37:11.117								
6	1:48.839	22.514	35.667	50.658	262.6	38:59.956								
7	1:49.096	22.614	35.877	50.605	260.7	40:49.052								
8	1:48.604	22.588	35.630	50.386	260.7	42:37.656								
9	1:49.667	22.483	35.299	51.885	262.0	44:27.323								
10	1:48.703	22.681	35.729	50.293	262.6	46:16.026								
11	15:16.743 <b>B</b>	22.469	36.607	...	263.3	1:01:32.769								
12	2:04.972	38.222	36.454	50.296	172.9	1:03:37.741								
13	1:48.216	22.431	35.798	49.987	262.0	1:05:25.957								
14	1:48.594	22.641	35.772	50.181	264.6	1:07:14.551								
15	1:48.280	22.998	35.687	49.595	254.4	1:09:02.831								
16	18:06.867 <b>B</b>	22.432	35.992	...	264.6	1:27:09.698								
17	2:04.791	37.689	37.274	49.828	174.7	1:29:14.489								
18	<b>1:48.668</b>	22.694	35.969	50.005	260.7	1:31:03.157								
19	2:05.233 <b>B</b>	22.575	35.403	1:07.255	260.0	1:33:08.390								
20	8:49.731	7:24.132	35.753	49.846	163.3	1:41:58.121								
21	1:47.080	22.354	35.135	49.591	260.7	1:43:45.201								
22	1:48.173	22.572	35.305	50.296	262.0	1:45:33.374								
<b>70</b>	<b>Gianluca Giorgi</b> ITA													
	BeDriver Porsche 911 GT3 CUP 992													
1	31:56.198	...	42.614	1:01.359	125.1	31:56.198								
2	1:55.858	24.123	37.086	54.649	253.8	33:52.056								
3	1:46.295	22.203	35.101	48.991	263.9	35:38.351								
4	1:45.919	21.911	35.028	48.980	266.6	37:24.270								
5	1:45.285	22.126	34.687	48.472	268.6	39:09.555								
6	1:45.038	21.904	34.636	48.498	265.9	40:54.593								
7	1:44.983	21.850	34.590	48.543	264.6	42:39.576								
8	1:46.998	21.942	34.490	50.566	266.6	44:26.574								
9	1:48.121	22.235	34.539	51.347	263.9	46:14.695								
10	1:53.903	21.924	34.694	57.285	263.9	48:08.598								
11	43:09.551 <b>B</b>	22.885	36.182	...	267.9	1:31:18.149								
12	8:51.749 <b>B</b>	48.964	48.577	7:14.208	123.6	1:40:09.898								
13	2:14.028	42.411	38.835	52.782	147.6	1:42:23.926								
14	1:54.675	22.526	37.743	54.406	263.9	1:44:18.601								
15	1:45.304	21.959	35.054	48.291	265.3	1:46:03.905								
16	1:44.558	21.800	34.260	48.498	264.6	1:47:48.463								
17	1:44.361	21.841	34.354	<b>48.166</b>	267.3	1:49:32.824								
18	1:45.375	21.691	34.452	49.232	265.3	1:51:18.199								
19	1:45.007	21.721	34.686	48.600	265.3	1:53:03.206								
20	1:44.464	21.781	34.352	48.331	265.3	1:54:47.670								
21	1:18:30.927 <b>B</b>	21.712	34.280	...	265.9	3:13:18.597								
22	2:22.066	45.327	42.543	54.196	129.4	3:15:40.663								
23	1:51.278	23.165	37.340	50.773	262.6	3:17:31.941								
24	2:01.144	22.152	44.514	54.478	265.3	3:19:33.085								
25	1:45.158	21.827	34.581	48.750	263.3	3:21:18.243								
26	1:44.651	21.715	34.484	48.452	265.3	3:23:02.894								
27	1:44.373	21.666	34.372	48.335	265.9	3:24:47.267								
28	<b>1:44.323</b>	21.663	34.423	48.237	265.9	3:26:31.590								
29	1:44.427	<b>21.525</b>	34.396	48.506	265.3	3:28:16.017								
30	1:44.332	21.801	<b>34.240</b>	48.291	265.3	3:30:00.349								
<b>144</b>	<b>Giorgio Amati</b>													
	Raptor Engineering Porsche 911 GT3 CUP 992													
1	1:43:23.249	...	44.854	57.943	129.7	1:43:23.249								
2	7:27.216 <b>B</b>	24.774	37.294	6:25.148	221.9	1:50:50.465								





### PCCI 2024-Pre-Season Official Test Imola Imola, 11.04.2024 Official Test 2 sessione

### Sector Analysis

— Invalidated Lap    ■ Personal Best    ■ Session Best    B Crossing the pit lane

Lap	Time	Sector 1	Sector 2	Sector 3	T.Spd	Elapsed	Lap	Time	Sector 1	Sector 2	Sector 3	T.Spd	Elapsed
3	2:07.440	40.484	37.232	49.724	173.5	1:52:57.905							
4	1:46.598	22.375	35.323	48.900	261.3	1:54:44.503							
5	1:45.507	22.068	34.919	48.520	262.6	1:56:30.010							
6	1:45.066	21.871	34.750	48.445	264.6	1:58:15.076							
7	9:34.977 B	21.888	34.699	8:38.390	265.3	2:07:50.053							
8	2:05.956	39.149	36.455	50.352	174.9	2:09:56.009							
9	1:46.248	22.157	35.298	48.793	262.6	2:11:42.257							
10	1:44.972	21.865	34.720	48.387	265.9	2:13:27.229							
11	1:44.139	21.706	34.482	47.951	267.3	2:15:11.368							

<b>154</b>	<b>Matteo Malucelli</b>	ITA				
	Team Malucelli	Porsche 911 GT3 CUP 992				
1	1:09:18.753	...	36.255	49.052	171.3	1:09:18.753
2	1:44.952	22.063	34.561	48.328	264.6	1:11:03.705
3	7:51.289 B	26.493	45.433	6:39.363	210.8	1:18:54.994
4	2:11.427	45.320	36.782	49.325	171.8	1:21:06.421
5	1:45.971	22.223	34.524	49.224	267.3	1:22:52.392
6	1:44.495	21.905	34.443	48.147	267.9	1:24:36.887
7	1:44.105	21.610	34.340	48.155	267.9	1:26:20.992
8	1:48.446	21.716	36.115	50.615	267.9	1:28:09.438
9	1:44.077	21.708	34.249	48.120	266.6	1:29:53.515
10	1:43:16.190 B	21.766	34.343	...	265.9	3:13:09.705
11	2:17.186	44.798	40.513	51.875	120.4	3:15:26.891
12	1:48.267	23.830	35.653	48.784	252.6	3:17:15.158
13	1:44.884	22.052	34.505	48.327	262.6	3:19:00.042
14	1:47.112	22.104	34.446	50.562	263.9	3:20:47.154
15	1:43.917	21.816	34.166	47.935	263.9	3:22:31.071
16	1:47.899	21.751	34.200	51.948	263.9	3:24:18.970